


Course:	DAN-311 A - Advanced Ballet	Department:	THDA
Responsible Faculty:	Bridget Roosa	Responses / Expected:	7 / 8 (87.50%)
Overall Mean:	6.2 Strong Disagreement to Strong Agree (63 responses) 4.6 unsatisfactory to excellent (14 responses) 2.7 Class year (7 responses) 1.9 Reason for taking course (7 responses)		

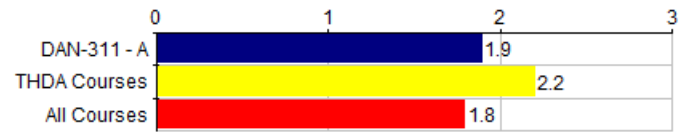


Student Demographics Student Year/Course Selection	DAN-311 - A												--- Survey Comparisons ---					
	Responses						Course						THDA			All		
	FY	S	J	S	MAT	P	N	Mean	Med.	Mode	Std Dev	N	Mean	Pct Rnk	N	Mean	Pct Rnk	
Q1 What is your class year?	1	2	2	2	0	0	7	2.7	3	2,3,4	1.03	89	2.5	62	2.1K	2.4	58	

Responses: [FY] first year=1 [S] sophomore=2 [J] junior=3 [S] senior=4 [MAT] MAT=5 [P] PBPM=6
Pct Rnk: Percentile Rank (100 is best, calculated vs. precise Mean)

Q2 - If your class year is other, please specify.

Response Rate: No participants responded to this question. (0 of 7)



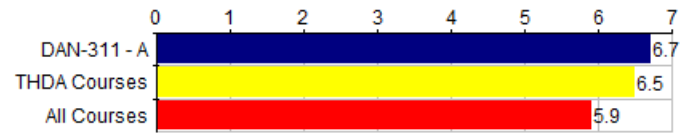
Graph Legend	
■	DAN-311 - A
■	THDA Courses
■	All Courses

Student Demographics Student Year/Course Selection	DAN-311 - A								--- Survey Comparisons ---					
	Responses				Course				THDA			All		
	ADR	AMR	AE	N	Mean	Med.	Mode	Std Dev	N	Mean	Pct Rnk	N	Mean	Pct Rnk
Q3 I took this course as:	1	6	0	7	1.9	2	2	.35	85	2.2	18	2.1K	1.8	42

Responses: [ADR] a distributional requirement=1 [AMR] a major/minor requirement=2 [AE] an elective=3
 Pct Rnk: Percentile Rank (100 is best, calculated vs. precise Mean)

Q4 - If the reason you took the course is other, please explain.

Response Rate: No participants responded to this question. (0 of 7)



Graph Legend	
■	DAN-311 - A
■	THDA Courses
■	All Courses

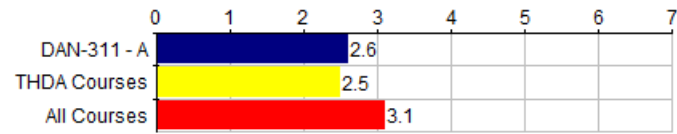
Course Questions General Questions	DAN-311 - A												--- Survey Comparisons ---																	
	Responses							Course					THDA			All														
	SD	0	0	0	0	0	SA	N	Mean	Med.	Mode	Std Dev	N	Mean	Pct Rnk	N	Mean	Pct Rnk												
Q5	There were aspects of the course that were especially effective in helping you learn.												0	0	0	0	0	2	5	7	6.7	7	7	.45	93	6.5	56	2.2K	5.9	85

Responses: [SD] Strongly Disagree=1 [0] 0=2 [0] 0=3 [0] 0=4 [0] 0=5 [0] 0=6 [SA] Strongly Agree=7
Pct Rnk: Percentile Rank (100 is best, calculated vs. precise Mean)

Q6 - Please explain or comment on the question above .

Response Rate: 28.57% (2 of 7)

1	We covered a variety of styles and materials that broadened by dance knowledge.
2	The most effective days was when we would be in a circle formation simply jumping and laughing. Most days in ballet I feel like we are so concerned with displaying proper technique that we forget the happy emotions involved with Ballet. Another of my favorites is the abs we do in the beginnning of class as it gave me a reason to laugh, staring across the room.



Graph Legend	
■	DAN-311 - A
■	THDA Courses
■	All Courses

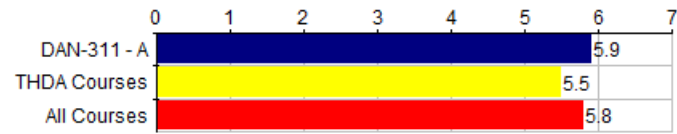
Course Questions General Questions	DAN-311 - A											--- Survey Comparisons ---																
	Responses							Course				THDA			All													
	SD	0	0	0	0	0	SA	N	Mean	Med.	Mode	Std Dev	N	Mean	Pct Rnk	N	Mean	Pct Rnk										
Q7	There were aspects of the course that were not effective in helping you learn.										3	2	0	1	0	0	1	7	2.6	2	1	2.06	89	2.5	50	2.1K	3.1	32

Responses: [SD] Strongly Disagree=1 [0] 0=2 [0] 0=3 [0] 0=4 [0] 0=5 [0] 0=6 [SA] Strongly Agree=7
Pct Rnk: Percentile Rank (100 is best, calculated vs. precise Mean)

Q8 - Please explain or comment on the question above.

Response Rate: 42.86% (3 of 7)

1	We never had a strictly pointe day this semester. Bummer.
2	There weren't any aspects that were not effective in helping me learn.
3	I believe everything that we did in advanced ballet was effective. There was not a day that I questioned why I was doing what I was.



Graph Legend	
■	DAN-311 - A
■	THDA Courses
■	All Courses

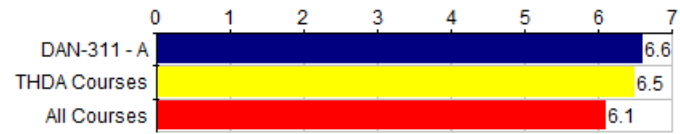
Course Questions General Questions	DAN-311 - A										--- Survey Comparisons ---							
	Responses							Course			THDA			All				
	SD	0	0	0	0	0	SA	N	Mean	Med.	Mode	Std Dev	N	Mean	Pct Rnk	N	Mean	Pct Rnk
Q9 This course was intellectually challenging.	0	0	0	0	3	2	2	7	5.9	6	5	.83	87	5.5	62	2.1K	5.8	43

Responses: [SD] Strongly Disagree=1 [0] 0=2 [0] 0=3 [0] 0=4 [0] 0=5 [0] 0=6 [SA] Strongly Agree=7
Pct Rnk: Percentile Rank (100 is best, calculated vs. precise Mean)

Q10 - Please explain or comment on the question above.

Response Rate: 42.86% (3 of 7)

1	and physically
2	People often forget the intellect that is necessary in dance. Not only must we have a strong body that can execute choreography and combinations, but also a strong mind in order to overcome our own mental blocks, and to move our body to its full potential.
3	Dancing is a journey that only you can complete.



Graph Legend	
■	DAN-311 - A
■	THDA Courses
■	All Courses

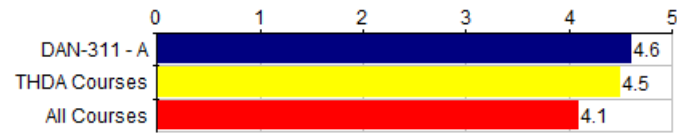
Course Questions General Questions		DAN-311 - A											--- Survey Comparisons ---						
		Responses						Course					THDA			All			
		SD	0	0	0	0	0	SA	N	Mean	Med.	Mode	Std Dev	N	Mean	Pct Rnk	N	Mean	Pct Rnk
Q11	I made positive contributions to this course (for example, preparing for class, attending class regularly, participating in class discussions, and listening to others).	0	0	0	0	0	3	4	7	6.6	7	7	.49	92	6.5	50	2.2K	6.1	80

Responses: [SD] Strongly Disagree=1 [0] 0=2 [0] 0=3 [0] 0=4 [0] 0=5 [0] 0=6 [SA] Strongly Agree=7
Pct Rnk: Percentile Rank (100 is best, calculated vs. precise Mean)

Q12 - Please explain or comment on the question above.

Response Rate: 28.57% (2 of 7)

1	I was always prepared to learn something new, and I contributed to class discussions.
2	I believe so.



Graph Legend	
■	DAN-311 - A
■	THDA Courses
■	All Courses

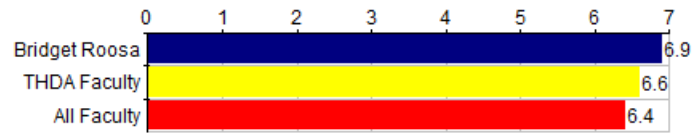
Course Questions General Questions	DAN-311 - A											--- Survey Comparisons ---					
	Responses					Course						THDA			All		
	U	P	G	VG	E	N	Mean	Med.	Mode	Std Dev	N	Mean	Pct Rnk	N	Mean	Pct Rnk	
Q13 Overall rating of the course.	0	0	1	1	5	7	4.6	5	5	.73	93	4.5	53	2.2K	4.1	76	

Responses: [U] unsatisfactory=1 [P] poor=2 [G] good=3 [VG] very good=4 [E] excellent=5
Pct Rnk: Percentile Rank (100 is best, calculated vs. precise Mean)

Q14 - Please explain or comment on the question above.

Response Rate: 28.57% (2 of 7)

1	I enjoyed exploring new types of movement, and this course was a great opportunity to learn and grow.
2	Despite my dislike for ballet, I always grow from it, which is why I will be taking it again in the spring. Yay dance!



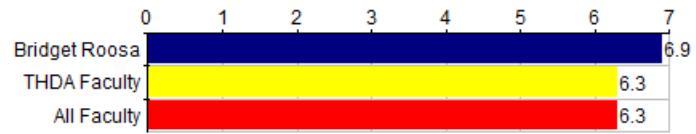
Graph Legend	
■	Bridget Roosa
■	THDA Faculty
■	All Faculty

Instructor Questions General Instructor Questions		Bridget Roosa											--- Survey Comparisons ---						
		Responses						Individual					THDA			All			
		SD	0	0	0	0	0	SA	N	Mean	Med.	Mode	Std Dev	N	Mean	Pct Rnk	N	Mean	Pct Rnk
Q15	The instructor defined the plan for the course, including what was required of students (for example, stated the plan for the course in the syllabus, in the class).	0	0	0	0	0	1	6	7	6.9	7	7	.35	93	6.6	74	2.2K	6.4	80

Responses: [SD] Strongly Disagree=1 [0] 0=2 [0] 0=3 [0] 0=4 [0] 0=5 [0] 0=6 [SA] Strongly Agree=7
Pct Rnk: Percentile Rank (100 is best, calculated vs. precise Mean)

Q16 - Please explain or comment on the question above.

Faculty:	Bridget Roosa
Response Rate:	28.57% (2 of 7)
1	We knew exactly what was expected of us at the beginning of the semester.
2	Everything that was on the syllabus was executed and very clearly defined by our professor



Graph Legend	
■	Bridget Roosa
■	THDA Faculty
■	All Faculty

Instructor Questions General Instructor Questions		Bridget Roosa											--- Survey Comparisons ---						
		Responses						Individual					THDA			All			
		SD	0	0	0	0	0	SA	N	Mean	Med.	Mode	Std Dev	N	Mean	Pct Rnk	N	Mean	Pct Rnk
Q17	The instructor was available to students outside of class (for example, held office hours, responded to emails and other student efforts to contact the instructor).	0	0	0	0	0	1	6	7	6.9	7	7	.35	86	6.3	62	2.1K	6.3	80

Responses: [SD] Strongly Disagree=1 [0] 0=2 [0] 0=3 [0] 0=4 [0] 0=5 [0] 0=6 [SA] Strongly Agree=7
Pct Rnk: Percentile Rank (100 is best, calculated vs. precise Mean)

Q18 - Please explain or comment on the question above.

Faculty:	Bridget Roosa
Response Rate:	14.29% (1 of 7)
1	Bridget is there for us through everything. I have never seen someone care about their daners the way that she does, whether it be class related or we just need a shoulder to cry on.



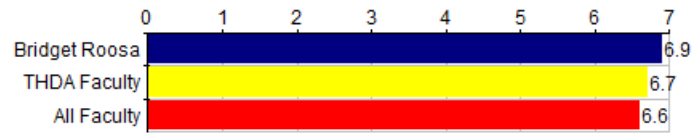
Graph Legend	
■	Bridget Roosa
■	THDA Faculty
■	All Faculty

Instructor Questions General Instructor Questions		Bridget Roosa											--- Survey Comparisons ---						
		Responses						Individual					THDA			All			
		SD	0	0	0	0	0	SA	N	Mean	Med.	Mode	Std Dev	N	Mean	Pct Rnk	N	Mean	Pct Rnk
Q19	The instructor clarified material that required further explanation (for example, listened to questions, responded to students).	0	0	0	1	0	1	5	7	6.4	7	7	1.05	89	6.6	21	2.2K	6.2	49

Responses: [SD] Strongly Disagree=1 [0] 0=2 [0] 0=3 [0] 0=4 [0] 0=5 [0] 0=6 [SA] Strongly Agree=7
Pct Rnk: Percentile Rank (100 is best, calculated vs. precise Mean)

Q20 - Please explain or comment on the question above.

Faculty:	Bridget Roosa
Response Rate:	14.29% (1 of 7)
1	Always.



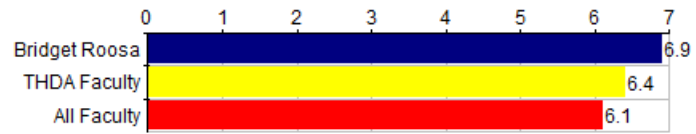
Graph Legend	
■	Bridget Roosa
■	THDA Faculty
■	All Faculty

Instructor Questions General Instructor Questions		Bridget Roosa											--- Survey Comparisons ---						
		Responses						Individual					THDA			All			
		SD	0	0	0	0	0	SA	N	Mean	Med.	Mode	Std Dev	N	Mean	Pct Rnk	N	Mean	Pct Rnk
Q21	The instructor treated students with respect.	0	0	0	0	0	1	6	7	6.9	7	7	.35	93	6.7	56	2.2K	6.6	56

Responses: [SD] Strongly Disagree=1 [0] 0=2 [0] 0=3 [0] 0=4 [0] 0=5 [0] 0=6 [SA] Strongly Agree=7
Pct Rnk: Percentile Rank (100 is best, calculated vs. precise Mean)

Q22 - Please explain or comment on the question above.

Faculty:	Bridget Roosa
Response Rate:	14.29% (1 of 7)
1	Always.



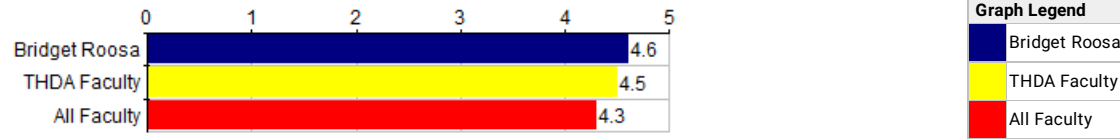
Graph Legend	
■	Bridget Roosa
■	THDA Faculty
■	All Faculty

Instructor Questions General Instructor Questions		Bridget Roosa											--- Survey Comparisons ---						
		Responses						Individual					THDA			All			
		SD	0	0	0	0	0	SA	N	Mean	Med.	Mode	Std Dev	N	Mean	Pct Rnk	N	Mean	Pct Rnk
Q23	The instructor clearly defined how assignments would be evaluated.	0	0	0	0	0	1	6	7	6.9	7	7	.35	93	6.4	79	2.1K	6.1	90

Responses: [SD] Strongly Disagree=1 [0] 0=2 [0] 0=3 [0] 0=4 [0] 0=5 [0] 0=6 [SA] Strongly Agree=7
Pct Rnk: Percentile Rank (100 is best, calculated vs. precise Mean)

Q24 - Please explain or comment on the question above.

Faculty:	Bridget Roosa
Response Rate:	14.29% (1 of 7)
1	Any papers or dance evaluations that took place this year were clearly defined and clarified if need be.



Instructor Questions General Instructor Questions		Bridget Roosa										--- Survey Comparisons ---					
		Responses					Individual					THDA			All		
		U	P	G	VG	E	N	Mean	Med.	Mode	Std Dev	N	Mean	Pct Rnk	N	Mean	Pct Rnk
Q25	Overall rating of the teaching of the course.	0	0	1	1	5	7	4.6	5	5	.73	93	4.5	50	2.2K	4.3	61

Responses: [U] unsatisfactory=1 [P] poor=2 [G] good=3 [VG] very good=4 [E] excellent=5
Pct Rnk: Percentile Rank (100 is best, calculated vs. precise Mean)

Q26 - Please explain or comment on the question above.

Faculty:	Bridget Roosa
Response Rate:	14.29% (1 of 7)
1	Bridget is my favorite professor at agnes scott hands down