


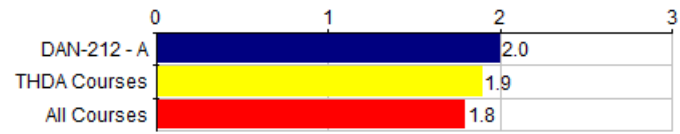
<b>Course:</b>	DAN-212 A - Intermediate Modern Dance	<b>Department:</b>	THDA
<b>Responsible Faculty:</b>	Bridget Roosa	<b>Responses / Expected:</b>	5 / 10 (50%)
<b>Overall Mean:</b>	<b>6.0</b> Strong Disagreement to Strong Agree (45 responses) <b>4.5</b> unsatisfactory to excellent (10 responses) <b>2.0</b> Reason for taking course (5 responses) <b>1.8</b> Class year (5 responses)		



Student Demographics Student Year/Course Selection	DAN-212 - A												--- Survey Comparisons ---				
	Responses						Course						THDA			All	
	FY	S	J	S	MAT	P	N	Mean	Med.	Mode	Std Dev	N	Mean	Pct Rnk	N	Mean	Pct Rnk
Q1   What is your class year?	3	0	2	0	0	0	5	1.8	1	1	.98	82	2.4	17	2.1K	2.5	21

Responses: [FY] first year=1 [S] sophomore=2 [J] junior=3 [S] senior=4 [MAT] MAT=5 [P] PBPM=6  
Pct Rnk: Percentile Rank (100 is best, calculated vs. precise Mean)

<b>Q2 - If your class year is other, please specify.</b>	
<b>Response Rate:</b>	No participants responded to this question. (0 of 5)



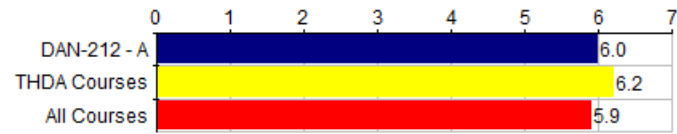
Graph Legend	
<span style="color: blue;">■</span>	DAN-212 - A
<span style="color: yellow;">■</span>	THDA Courses
<span style="color: red;">■</span>	All Courses

Student Demographics Student Year/Course Selection	DAN-212 - A								--- Survey Comparisons ---					
	Responses			Course					THDA			All		
	ADR	AMR	AE	N	Mean	Med.	Mode	Std Dev	N	Mean	Pct Rnk	N	Mean	Pct Rnk
Q3   I took this course as:	1	3	1	5	2.0	2	2	.63	85	1.9	60	2K	1.8	58

Responses: [ADR] a distributional requirement=1 [AMR] a major/minor requirement=2 [AE] an elective=3  
Pct Rnk: Percentile Rank (100 is best, calculated vs. precise Mean)

Q4 - If the reason you took the course is other, please explain.

Response Rate: No participants responded to this question. (0 of 5)



Graph Legend	
<span style="color: blue;">■</span>	DAN-212 - A
<span style="color: yellow;">■</span>	THDA Courses
<span style="color: red;">■</span>	All Courses

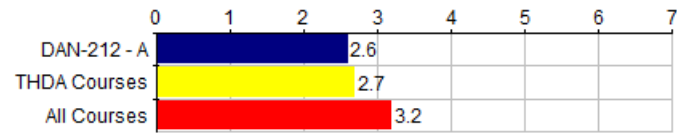
Course Questions General Questions	DAN-212 - A												--- Survey Comparisons ---					
	Responses							Course					THDA			All		
	SD	0	0	0	0	0	SA	N	Mean	Med.	Mode	Std Dev	N	Mean	Pct Rnk	N	Mean	Pct Rnk
Q5	There were aspects of the course that were especially effective in helping you learn.																	
	0	0	0	1	1	0	3	5	6.0	7	7	1.26	87	6.2	30	2.1K	5.9	44

Responses: [SD] Strongly Disagree=1 [0] 0=2 [0] 0=3 [0] 0=4 [0] 0=5 [0] 0=6 [SA] Strongly Agree=7  
Pct Rnk: Percentile Rank (100 is best, calculated vs. precise Mean)

Q6 - Please explain or comment on the question above .

Response Rate: 20.00% (1 of 5)

1	I learned a lot by getting feedback from other students about how I was working when we worked with watching a partner is another group. I wish we had a mid semester performance review of some sort where we meet with Bridget individually and we have a conversation about how I am working, improving etc.
---	---



Graph Legend	
<span style="color: blue;">■</span>	DAN-212 - A
<span style="color: yellow;">■</span>	THDA Courses
<span style="color: red;">■</span>	All Courses

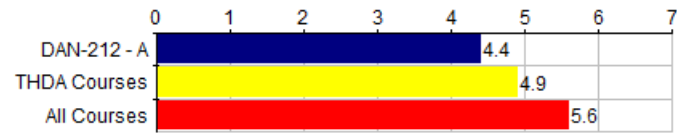
Course Questions General Questions	DAN-212 - A											--- Survey Comparisons ---																
	Responses							Course				THDA			All													
	SD	0	0	0	0	0	SA	N	Mean	Med.	Mode	Std Dev	N	Mean	Pct Rnk	N	Mean	Pct Rnk										
Q7	There were aspects of the course that were not effective in helping you learn.										2	1	0	1	1	0	0	5	2.6	2	1	1.62	86	2.7	43	2.1K	3.2	35

Responses: [SD] Strongly Disagree=1 [0] 0=2 [0] 0=3 [0] 0=4 [0] 0=5 [0] 0=6 [SA] Strongly Agree=7  
Pct Rnk: Percentile Rank (100 is best, calculated vs. precise Mean)

Q8 - Please explain or comment on the question above.

Response Rate: 20.00% (1 of 5)

1 | I feel like with the Martha Graham work that I didn't get a really good introduction to it. I felt like I was thrown into it and that I need more detail about the positions and the technique itself. I honestly had no idea what I was doing for the first couple of "Martha Days."



Graph Legend	
<span style="color: blue;">■</span>	DAN-212 - A
<span style="color: yellow;">■</span>	THDA Courses
<span style="color: red;">■</span>	All Courses

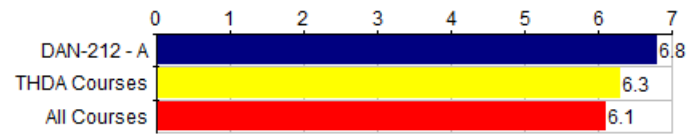
Course Questions General Questions	DAN-212 - A												--- Survey Comparisons ---					
	Responses							Course					THDA			All		
	SD	0	0	0	0	0	SA	N	Mean	Med.	Mode	Std Dev	N	Mean	Pct Rnk	N	Mean	Pct Rnk
Q9 This course was intellectually challenging.	1	1	0	0	1	0	2	5	4.4	5	7	2.50	81	4.9	23	2.1K	5.6	7

Responses: [SD] Strongly Disagree=1 [0] 0=2 [0] 0=3 [0] 0=4 [0] 0=5 [0] 0=6 [SA] Strongly Agree=7  
Pct Rnk: Percentile Rank (100 is best, calculated vs. precise Mean)

Q10 - Please explain or comment on the question above.

Response Rate: 20.00% (1 of 5)

1	It wasn't very challenging intellectually. It was physically challenging at times. I wish we had a higher level modern class that was made up of fewer students. It's annoying that we have to combine the 200 and 300 levels together, there is a seriously big gap between the two levels and I think it would be best for the dancers in both of the levels if they were separated.
---	--



Graph Legend	
<span style="color: blue;">■</span>	DAN-212 - A
<span style="color: yellow;">■</span>	THDA Courses
<span style="color: red;">■</span>	All Courses

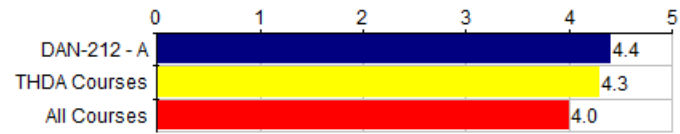
Course Questions General Questions		DAN-212 - A											--- Survey Comparisons ---					
		Responses					Course						THDA			All		
		SD	0	0	0	0	SA	N	Mean	Med.	Mode	Std Dev	N	Mean	Pct Rnk	N	Mean	Pct Rnk
Q11	I made positive contributions to this course (for example, preparing for class, attending class regularly, participating in class discussions, and listening to others).	0	0	0	0	1	4	5	6.8	7	7	.40	88	6.3	77	2.1K	6.1	92

Responses: [SD] Strongly Disagree=1 [0] 0=2 [0] 0=3 [0] 0=4 [0] 0=5 [0] 0=6 [SA] Strongly Agree=7  
Pct Rnk: Percentile Rank (100 is best, calculated vs. precise Mean)

Q12 - Please explain or comment on the question above.

Response Rate: 20.00% (1 of 5)

1 I showed up regularly, worked hard and gave my best effort.



Graph Legend	
<span style="color: blue;">■</span>	DAN-212 - A
<span style="color: yellow;">■</span>	THDA Courses
<span style="color: red;">■</span>	All Courses

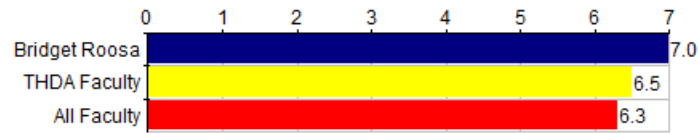
Course Questions General Questions	DAN-212 - A											--- Survey Comparisons ---					
	Responses					Course						THDA			All		
	U	P	G	VG	E	N	Mean	Med.	Mode	Std Dev	N	Mean	Pct Rnk	N	Mean	Pct Rnk	
Q13 Overall rating of the course.	0	0	1	1	3	5	4.4	5	5	.80	87	4.3	50	2.1K	4.0	63	

Responses: [U] unsatisfactory=1 [P] poor=2 [G] good=3 [VG] very good=4 [E] excellent=5  
Pct Rnk: Percentile Rank (100 is best, calculated vs. precise Mean)

Q14 - Please explain or comment on the question above.

Response Rate: 20.00% (1 of 5)

1 I think the two levels should have separate classes so there is more space in the room and so that the upper level can focus on harder material. I think the class should be an hour and a half long.



Graph Legend	
<span style="color: blue;">■</span>	Bridget Roosa
<span style="color: yellow;">■</span>	THDA Faculty
<span style="color: red;">■</span>	All Faculty

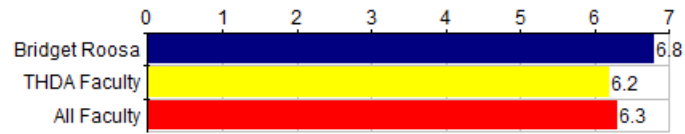
Instructor Questions General Instructor Questions		Bridget Roosa											--- Survey Comparisons ---					
		Responses						Individual					THDA			All		
		SD	0	0	0	0	0	SA	N	Mean	Med.	Mode	Std Dev	N	Mean	Pct Rnk	N	Mean
Q15	The instructor defined the plan for the course, including what was required of students (for example, stated the plan for the course in the syllabus, in the class).	0	0	0	0	0	5	5	7.0	7	7	0	88	6.5	90	2.2K	6.3	94

Responses: [SD] Strongly Disagree=1 [0] 0=2 [0] 0=3 [0] 0=4 [0] 0=5 [0] 0=6 [SA] Strongly Agree=7  
Pct Rnk: Percentile Rank (100 is best, calculated vs. precise Mean)

Q16 - Please explain or comment on the question above.

Faculty:	Bridget Roosa
Response Rate:	20.00% (1 of 5)
1	Bridget Roosa is very organized, everything is planned out and outlined on the course syllabus.





Graph Legend	
<span style="color: blue;">■</span>	Bridget Roosa
<span style="color: yellow;">■</span>	THDA Faculty
<span style="color: red;">■</span>	All Faculty

Instructor Questions General Instructor Questions		Bridget Roosa											--- Survey Comparisons ---					
		Responses					Individual						THDA			All		
		SD	0	0	0	0	SA	N	Mean	Med.	Mode	Std Dev	N	Mean	Pct Rnk	N	Mean	Pct Rnk
Q17	The instructor was available to students outside of class (for example, held office hours, responded to emails and other student efforts to contact the instructor).	0	0	0	0	1	4	5	6.8	7	7	.40	82	6.2	77	2.1K	6.3	76

Responses: [SD] Strongly Disagree=1 [0] 0=2 [0] 0=3 [0] 0=4 [0] 0=5 [0] 0=6 [SA] Strongly Agree=7  
Pct Rnk: Percentile Rank (100 is best, calculated vs. precise Mean)

Q18 - Please explain or comment on the question above.

Faculty:	Bridget Roosa
Response Rate:	20.00% (1 of 5)
1	She's easy to contact via email or in the studio.



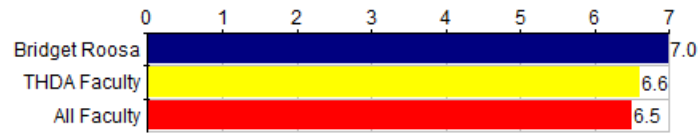
Graph Legend	
<span style="color: blue;">■</span>	Bridget Roosa
<span style="color: yellow;">■</span>	THDA Faculty
<span style="color: red;">■</span>	All Faculty

Instructor Questions General Instructor Questions	Bridget Roosa											--- Survey Comparisons ---							
	Responses						Individual					THDA			All				
	SD	0	0	0	0	0	SA	N	Mean	Med.	Mode	Std Dev	N	Mean	Pct Rnk	N	Mean	Pct Rnk	
Q19	The instructor clarified material that required further explanation (for example, listened to questions, responded to students).	0	0	0	0	1	0	4	5	6.6	7	7	.80	88	6.4	57	2.2K	6.2	60

Responses: [SD] Strongly Disagree=1 [0] 0=2 [0] 0=3 [0] 0=4 [0] 0=5 [0] 0=6 [SA] Strongly Agree=7  
Pct Rnk: Percentile Rank (100 is best, calculated vs. precise Mean)

Q20 - Please explain or comment on the question above.

Faculty:	Bridget Roosa
Response Rate:	20.00% (1 of 5)
1	She doesn't like to show things on the left side. I know that this is because she wants us to figure it out on our own, but I think it would be helpful if both the left and right sides were shown.



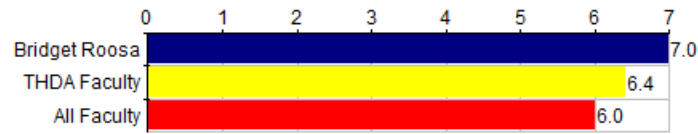
Graph Legend	
<span style="color: blue;">■</span>	Bridget Roosa
<span style="color: yellow;">■</span>	THDA Faculty
<span style="color: red;">■</span>	All Faculty

Instructor Questions General Instructor Questions		Bridget Roosa											--- Survey Comparisons ---					
		Responses							Individual				THDA			All		
		SD	0	0	0	0	0	SA	N	Mean	Med.	Mode	Std Dev	N	Mean	Pct Rnk	N	Mean
Q21	The instructor treated students with respect.	0	0	0	0	0	5	5	7.0	7	7	0	88	6.6	77	2.2K	6.5	85

Responses: [SD] Strongly Disagree=1 [0] 0=2 [0] 0=3 [0] 0=4 [0] 0=5 [0] 0=6 [SA] Strongly Agree=7  
Pct Rnk: Percentile Rank (100 is best, calculated vs. precise Mean)

Q22 - Please explain or comment on the question above.

Faculty:	Bridget Roosa
Response Rate:	20.00% (1 of 5)
1	Although Bridget Roosa treats the students with respect, I don't feel like the students reciprocate that same level of respect.



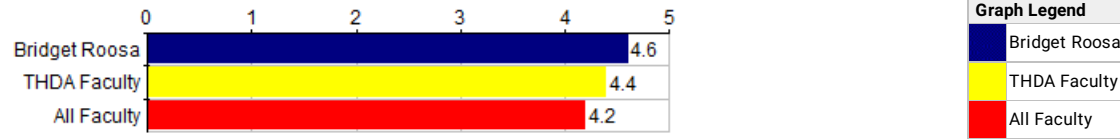
Graph Legend	
<span style="color: blue;">■</span>	Bridget Roosa
<span style="color: yellow;">■</span>	THDA Faculty
<span style="color: red;">■</span>	All Faculty

Instructor Questions General Instructor Questions		Bridget Roosa											--- Survey Comparisons ---					
		Responses						Individual					THDA			All		
		SD	0	0	0	0	0	SA	N	Mean	Med.	Mode	Std Dev	N	Mean	Pct Rnk	N	Mean
Q23	The instructor clearly defined how assignments would be evaluated.	0	0	0	0	0	5	5	7.0	7	7	0	87	6.4	83	2.2K	6.0	95

Responses: [SD] Strongly Disagree=1 [0] 0=2 [0] 0=3 [0] 0=4 [0] 0=5 [0] 0=6 [SA] Strongly Agree=7  
Pct Rnk: Percentile Rank (100 is best, calculated vs. precise Mean)

Q24 - Please explain or comment on the question above.

Faculty:	Bridget Roosa
Response Rate:	No participants responded to this question. (0 of 5)



Instructor Questions General Instructor Questions		Bridget Roosa										--- Survey Comparisons ---					
		Responses					Individual					THDA			All		
		U	P	G	VG	E	N	Mean	Med.	Mode	Std Dev	N	Mean	Pct Rnk	N	Mean	Pct Rnk
Q25	Overall rating of the teaching of the course.	0	0	0	2	3	5	4.6	5	5	.49	88	4.4	50	2.2K	4.2	66

Responses: [U] unsatisfactory=1 [P] poor=2 [G] good=3 [VG] very good=4 [E] excellent=5  
Pct Rnk: Percentile Rank (100 is best, calculated vs. precise Mean)

Q26 - Please explain or comment on the question above.

Faculty:	Bridget Roosa
Response Rate:	20.00% (1 of 5)
1	She's a great professor, very knowledgable. I just wish she gave more individual corrective criticism.