

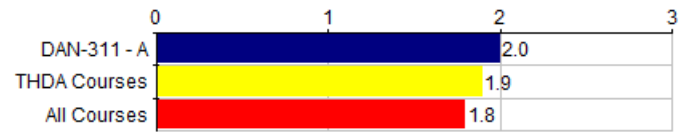


Course:	DAN-311 A - Advanced Ballet	Department:	THDA
Responsible Faculty:	Bridget Roosa	Responses / Expected:	1 / 8 (12.50%)
Overall Mean:	6.7 Strong Disagreement to Strong Agree (9 responses) 4.0 Class year (1 responses) 4.0 unsatisfactory to excellent (2 responses) 2.0 Reason for taking course (1 responses)		



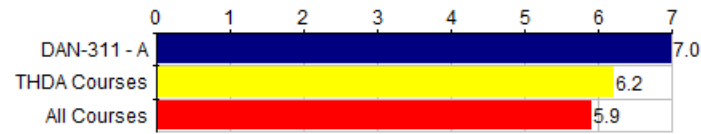
Student Demographics Student Year/Course Selection	DAN-311 - A												--- Survey Comparisons ---				
	Responses						Course						THDA			All	
	FY	S	J	S	MAT	P	N	Mean	Med.	Mode	Std Dev	N	Mean	Pct Rnk	N	Mean	Pct Rnk
Q1 What is your class year?	0	0	0	1	0	0	1	4.0	4	4	0	82	2.4	97	2.1K	2.5	95

Responses: [FY] first year=1 [S] sophomore=2 [J] junior=3 [S] senior=4 [MAT] MAT=5 [P] PBPM=6
Pct Rnk: Percentile Rank (100 is best, calculated vs. precise Mean)



Student Demographics Student Year/Course Selection	DAN-311 - A								--- Survey Comparisons ---					
	Responses				Course				THDA			All		
	ADR	AMR	AE	N	Mean	Med.	Mode	Std Dev	N	Mean	Pct Rnk	N	Mean	Pct Rnk
Q2 I took this course as:	0	1	0	1	2.0	2	2	0	85	1.9	60	2K	1.8	58

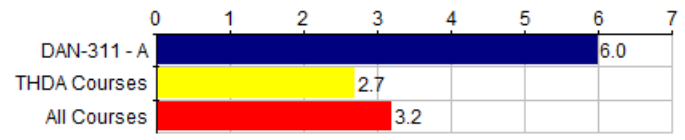
Responses: [ADR] a distributional requirement=1 [AMR] a major/minor requirement=2 [AE] an elective=3
Pct Rnk: Percentile Rank (100 is best, calculated vs. precise Mean)



Graph Legend	
■	DAN-311 - A
■	THDA Courses
■	All Courses

Course Questions General Questions	DAN-311 - A												--- Survey Comparisons ---					
	Responses							Course					THDA			All		
	SD	0	0	0	0	0	SA	N	Mean	Med.	Mode	Std Dev	N	Mean	Pct Rnk	N	Mean	Pct Rnk
Q3 There were aspects of the course that were especially effective in helping you learn.	0	0	0	0	0	0	1	1	7.0	7	7	0	87	6.2	93	2.1K	5.9	96

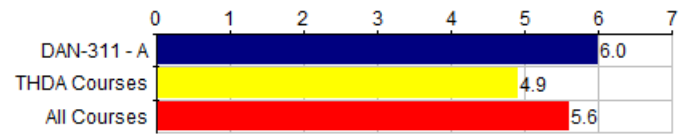
Responses: [SD] Strongly Disagree=1 [0] 0=2 [0] 0=3 [0] 0=4 [0] 0=5 [0] 0=6 [SA] Strongly Agree=7
Pct Rnk: Percentile Rank (100 is best, calculated vs. precise Mean)



Graph Legend	
■	DAN-311 - A
■	THDA Courses
■	All Courses

Course Questions General Questions	DAN-311 - A											--- Survey Comparisons ---						
	Responses							Course				THDA			All			
	SD	0	0	0	0	0	SA	N	Mean	Med.	Mode	Std Dev	N	Mean	Pct Rnk	N	Mean	Pct Rnk
Q4 There were aspects of the course that were not effective in helping you learn.	0	0	0	0	0	1	0	1	6.0	6	6	0	86	2.7	90	2.1K	3.2	99

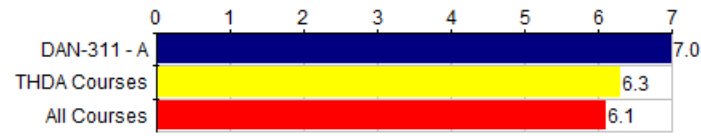
Responses: [SD] Strongly Disagree=1 [0] 0=2 [0] 0=3 [0] 0=4 [0] 0=5 [0] 0=6 [SA] Strongly Agree=7
Pct Rnk: Percentile Rank (100 is best, calculated vs. precise Mean)



Graph Legend	
■	DAN-311 - A
■	THDA Courses
■	All Courses

Course Questions General Questions	DAN-311 - A										--- Survey Comparisons ---							
	Responses							Course			THDA		All					
	SD	0	0	0	0	0	SA	N	Mean	Med.	Mode	Std Dev	N	Mean	Pct Rnk	N	Mean	Pct Rnk
Q5 This course was intellectually challenging.	0	0	0	0	0	1	0	1	6.0	6	6	0	81	4.9	93	2.1K	5.6	56

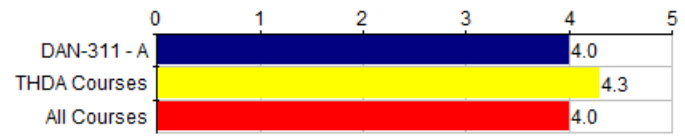
Responses: [SD] Strongly Disagree=1 [0] 0=2 [0] 0=3 [0] 0=4 [0] 0=5 [0] 0=6 [SA] Strongly Agree=7
Pct Rnk: Percentile Rank (100 is best, calculated vs. precise Mean)



Graph Legend	
■	DAN-311 - A
■	THDA Courses
■	All Courses

Course Questions General Questions	DAN-311 - A												--- Survey Comparisons ---					
	Responses						Course						THDA			All		
	SD	0	0	0	0	0	SA	N	Mean	Med.	Mode	Std Dev	N	Mean	Pct Rnk	N	Mean	Pct Rnk
Q6 I made positive contributions to this course (for example, preparing for class, attending class regularly, participating in class discussions, and listening to others).	0	0	0	0	0	0	1	1	7.0	7	7	0	88	6.3	90	2.1K	6.1	97

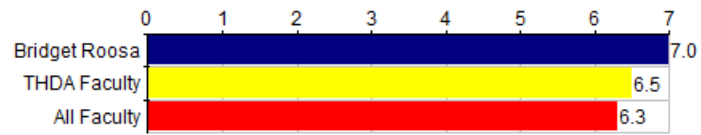
Responses: [SD] Strongly Disagree=1 [0] 0=2 [0] 0=3 [0] 0=4 [0] 0=5 [0] 0=6 [SA] Strongly Agree=7
Pct Rnk: Percentile Rank (100 is best, calculated vs. precise Mean)



Graph Legend	
■	DAN-311 - A
■	THDA Courses
■	All Courses

Course Questions General Questions	DAN-311 - A											--- Survey Comparisons ---					
	Responses					Course						THDA			All		
	U	P	G	VG	E	N	Mean	Med.	Mode	Std Dev	N	Mean	Pct Rnk	N	Mean	Pct Rnk	
Q7 Overall rating of the course.	0	0	0	1	0	1	4.0	4	4	0	87	4.3	33	2.1K	4.0	39	

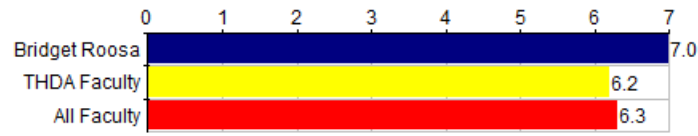
Responses: [U] unsatisfactory=1 [P] poor=2 [G] good=3 [VG] very good=4 [E] excellent=5
Pct Rnk: Percentile Rank (100 is best, calculated vs. precise Mean)



Graph Legend	
■	Bridget Roosa
■	THDA Faculty
■	All Faculty

Instructor Questions General Instructor Questions	Bridget Roosa											--- Survey Comparisons ---						
	Responses						Individual					THDA			All			
	SD	0	0	0	0	0	SA	N	Mean	Med.	Mode	Std Dev	N	Mean	Pct Rnk	N	Mean	Pct Rnk
Q8 The instructor defined the plan for the course, including what was required of students (for example, stated the plan for the course in the syllabus, in the class).	0	0	0	0	0	0	1	1	7.0	7	7	0	88	6.5	90	2.2K	6.3	94

Responses: [SD] Strongly Disagree=1 [0] 0=2 [0] 0=3 [0] 0=4 [0] 0=5 [0] 0=6 [SA] Strongly Agree=7
Pct Rnk: Percentile Rank (100 is best, calculated vs. precise Mean)



Graph Legend	
■	Bridget Roosa
■	THDA Faculty
■	All Faculty

Instructor Questions General Instructor Questions		Bridget Roosa											--- Survey Comparisons ---						
		Responses						Individual					THDA			All			
		SD	0	0	0	0	0	SA	N	Mean	Med.	Mode	Std Dev	N	Mean	Pct Rnk	N	Mean	Pct Rnk
Q9	The instructor was available to students outside of class (for example, held office hours, responded to emails and other student efforts to contact the instructor).	0	0	0	0	0	0	1	1	7.0	7	7	0	82	6.2	90	2.1K	6.3	91

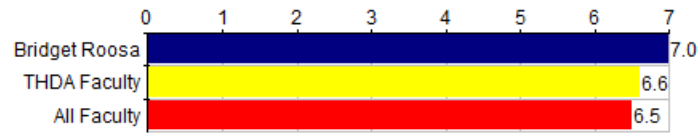
Responses: [SD] Strongly Disagree=1 [0] 0=2 [0] 0=3 [0] 0=4 [0] 0=5 [0] 0=6 [SA] Strongly Agree=7
Pct Rnk: Percentile Rank (100 is best, calculated vs. precise Mean)



Graph Legend	
■	Bridget Roosa
■	THDA Faculty
■	All Faculty

Instructor Questions General Instructor Questions	Bridget Roosa												--- Survey Comparisons ---					
	Responses						Individual						THDA			All		
	SD	0	0	0	0	0	SA	N	Mean	Med.	Mode	Std Dev	N	Mean	Pct Rnk	N	Mean	Pct Rnk
Q10 The instructor clarified material that required further explanation (for example, listened to questions, responded to students).	0	0	0	0	0	1	0	1	6.0	6	6	0	88	6.4	23	2.2K	6.2	26

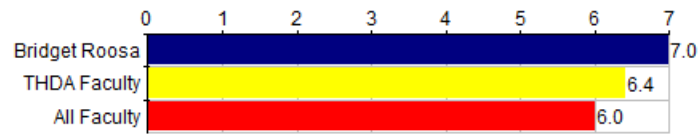
Responses: [SD] Strongly Disagree=1 [0] 0=2 [0] 0=3 [0] 0=4 [0] 0=5 [0] 0=6 [SA] Strongly Agree=7
Pct Rnk: Percentile Rank (100 is best, calculated vs. precise Mean)



Graph Legend	
■	Bridget Roosa
■	THDA Faculty
■	All Faculty

Instructor Questions General Instructor Questions		Bridget Roosa											--- Survey Comparisons ---					
		Responses							Individual				THDA			All		
		SD	0	0	0	0	0	SA	N	Mean	Med.	Mode	Std Dev	N	Mean	Pct Rnk	N	Mean
Q11	The instructor treated students with respect.	0	0	0	0	0	1	1	7.0	7	7	0	88	6.6	77	2.2K	6.5	85

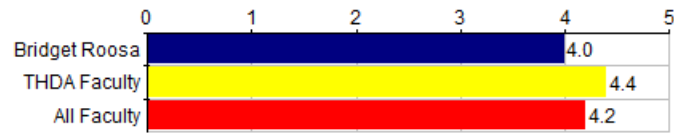
Responses: [SD] Strongly Disagree=1 [0] 0=2 [0] 0=3 [0] 0=4 [0] 0=5 [0] 0=6 [SA] Strongly Agree=7
Pct Rnk: Percentile Rank (100 is best, calculated vs. precise Mean)



Graph Legend	
■	Bridget Roosa
■	THDA Faculty
■	All Faculty

Instructor Questions General Instructor Questions	Bridget Roosa											--- Survey Comparisons ---						
	Responses							Individual				THDA			All			
	SD	0	0	0	0	0	SA	N	Mean	Med.	Mode	Std Dev	N	Mean	Pct Rnk	N	Mean	Pct Rnk
Q12 The instructor clearly defined how assignments would be evaluated.	0	0	0	0	0	0	1	1	7.0	7	7	0	87	6.4	83	2.2K	6.0	95

Responses: [SD] Strongly Disagree=1 [0] 0=2 [0] 0=3 [0] 0=4 [0] 0=5 [0] 0=6 [SA] Strongly Agree=7
Pct Rnk: Percentile Rank (100 is best, calculated vs. precise Mean)



Graph Legend	
■	Bridget Roosa
■	THDA Faculty
■	All Faculty

Instructor Questions General Instructor Questions		Bridget Roosa									--- Survey Comparisons ---						
		Responses					Individual				THDA			All			
		U	P	G	VG	E	N	Mean	Med.	Mode	Std Dev	N	Mean	Pct Rnk	N	Mean	Pct Rnk
Q13	Overall rating of the teaching of the course.	0	0	0	1	0	1	4.0	4	4	0	88	4.4	30	2.2K	4.2	26

Responses: [U] unsatisfactory=1 [P] poor=2 [G] good=3 [VG] very good=4 [E] excellent=5
Pct Rnk: Percentile Rank (100 is best, calculated vs. precise Mean)