


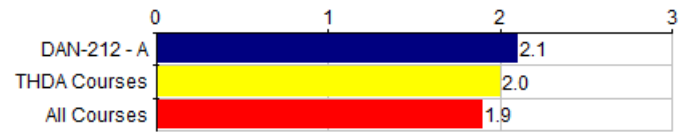
Course:	DAN-212 A - Intermediate Modern Dance	Department:	THDA
Responsible Faculty:	Bridget Roosa	Responses / Expected:	7 / 11 (63.64%)
Overall Mean:	6.1 Strong Disagreement to Strong Agree (61 responses) 4.7 unsatisfactory to excellent (14 responses) 2.1 Class year (7 responses) 2.1 Reason for taking course (7 responses)		



Student Demographics Student Year/Course Selection	DAN-212 - A												--- Survey Comparisons ---					
	Responses						Course						THDA			All		
	FY	S	J	S	MAT	P	N	Mean	Med.	Mode	Std Dev	N	Mean	Pct Rnk	N	Mean	Pct Rnk	
Q1 What is your class year?	3	2	0	2	0	0	7	2.1	2	1	1.25	82	2.2	38	2.1K	2.4	33	

Responses: [FY] first year=1 [S] sophomore=2 [J] junior=3 [S] senior=4 [MAT] MAT=5 [P] PBPM=6
Pct Rnk: Percentile Rank (100 is best, calculated vs. precise Mean)

Q2 - If your class year is other, please specify.	
Response Rate:	No participants responded to this question. (0 of 7)



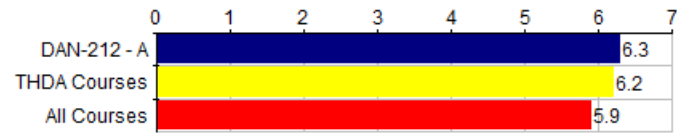
Graph Legend	
■	DAN-212 - A
■	THDA Courses
■	All Courses

Student Demographics Student Year/Course Selection	DAN-212 - A								--- Survey Comparisons ---					
	Responses			Course					THDA			All		
	ADR	AMR	AE	N	Mean	Med.	Mode	Std Dev	N	Mean	Pct Rnk	N	Mean	Pct Rnk
Q3 I took this course as:	1	4	2	7	2.1	2	2	.64	80	2.0	79	2K	1.9	75

Responses: [ADR] a distributional requirement=1 [AMR] a major/minor requirement=2 [AE] an elective=3
Pct Rnk: Percentile Rank (100 is best, calculated vs. precise Mean)

Q4 - If the reason you took the course is other, please explain.

Response Rate: No participants responded to this question. (0 of 7)



Graph Legend	
■	DAN-212 - A
■	THDA Courses
■	All Courses

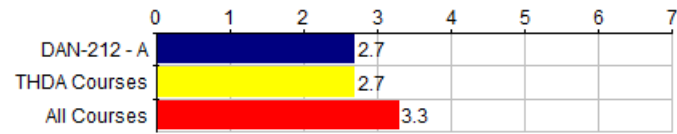
Course Questions General Questions	DAN-212 - A												--- Survey Comparisons ---																	
	Responses							Course					THDA			All														
	SD	0	0	0	0	0	SA	N	Mean	Med.	Mode	Std Dev	N	Mean	Pct Rnk	N	Mean	Pct Rnk												
Q5	There were aspects of the course that were especially effective in helping you learn.												0	0	0	1	0	2	4	7	6.3	7	7	1.03	86	6.2	29	2K	5.9	60

Responses: [SD] Strongly Disagree=1 [0] 0=2 [0] 0=3 [0] 0=4 [0] 0=5 [0] 0=6 [SA] Strongly Agree=7
Pct Rnk: Percentile Rank (100 is best, calculated vs. precise Mean)

Q6 - Please explain or comment on the question above .

Response Rate: 57.14% (4 of 7)

1	The writing projects we were asked to do, helped to put what we were doing in class into perspective and also exposed us to different forms of dance.
2	Telling us to think about different ways to learn a combination: by either counting or by thinking about the words of the movement
3	I learned a lot of new movement.
4	Bridget is really great at explaining things if asked.



Graph Legend	
■	DAN-212 - A
■	THDA Courses
■	All Courses

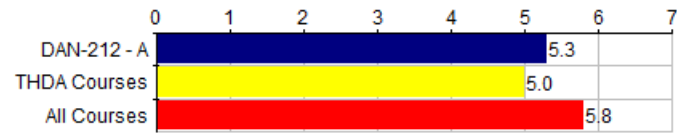
Course Questions General Questions	DAN-212 - A												--- Survey Comparisons ---																
	Responses							Course					THDA			All													
	SD	0	0	0	0	0	SA	N	Mean	Med.	Mode	Std Dev	N	Mean	Pct Rnk	N	Mean	Pct Rnk											
Q7	There were aspects of the course that were not effective in helping you learn.											1	3	0	1	1	0	0	6	2.7	2	2	1.37	82	2.7	44	2K	3.3	34

Responses: [SD] Strongly Disagree=1 [0] 0=2 [0] 0=3 [0] 0=4 [0] 0=5 [0] 0=6 [SA] Strongly Agree=7
Pct Rnk: Percentile Rank (100 is best, calculated vs. precise Mean)

Q8 - Please explain or comment on the question above.

Response Rate: 14.29% (1 of 7)

1 | I thought the course was a little fast and I had a hard time keeping up with the other students. I would have liked more time as a class to go over combinations as opposed to time by ourselves.



Graph Legend	
■	DAN-212 - A
■	THDA Courses
■	All Courses

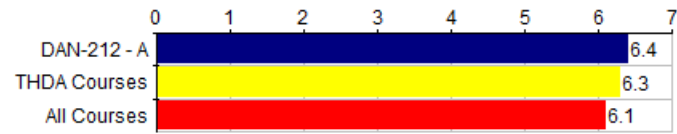
Course Questions General Questions	DAN-212 - A												--- Survey Comparisons ---					
	Responses							Course					THDA			All		
	SD	0	0	0	0	0	SA	N	Mean	Med.	Mode	Std Dev	N	Mean	Pct Rnk	N	Mean	Pct Rnk
Q9 This course was intellectually challenging.	0	0	1	1	2	1	2	7	5.3	5	5,7	1.39	83	5.0	50	2K	5.8	26

Responses: [SD] Strongly Disagree=1 [0] 0=2 [0] 0=3 [0] 0=4 [0] 0=5 [0] 0=6 [SA] Strongly Agree=7
Pct Rnk: Percentile Rank (100 is best, calculated vs. precise Mean)

Q10 - Please explain or comment on the question above.

Response Rate: 28.57% (2 of 7)

1	It was mentally challenging in trying to overcome the fear of embarrassment when I couldn't get a combination quickly in a classroom of much better dancers, but it was a good learning experience. It was also physically challenging.
2	Although it was a dance class, it required a lot of focus, progression, preparation and teamwork.



Graph Legend	
■	DAN-212 - A
■	THDA Courses
■	All Courses

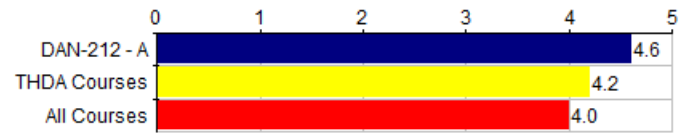
Course Questions General Questions	DAN-212 - A												--- Survey Comparisons ---					
	Responses						Course						THDA			All		
	SD	0	0	0	0	0	SA	N	Mean	Med.	Mode	Std Dev	N	Mean	Pct Rnk	N	Mean	Pct Rnk
Q11	I made positive contributions to this course (for example, preparing for class, attending class regularly, participating in class discussions, and listening to others).																	
	0	0	0	1	0	1	5	7	6.4	7	7	1.05	86	6.3	41	2K	6.1	70

Responses: [SD] Strongly Disagree=1 [0] 0=2 [0] 0=3 [0] 0=4 [0] 0=5 [0] 0=6 [SA] Strongly Agree=7
Pct Rnk: Percentile Rank (100 is best, calculated vs. precise Mean)

Q12 - Please explain or comment on the question above.

Response Rate: 14.29% (1 of 7)

1 I did my best during class time, although I was far from perfect in my execution.



Graph Legend	
■	DAN-212 - A
■	THDA Courses
■	All Courses

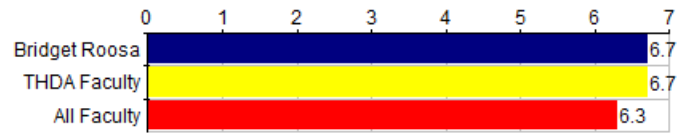
Course Questions General Questions	DAN-212 - A											--- Survey Comparisons ---					
	Responses						Course					THDA			All		
	U	P	G	VG	E	N	Mean	Med.	Mode	Std Dev	N	Mean	Pct Rnk	N	Mean	Pct Rnk	
Q13 Overall rating of the course.	0	0	1	1	5	7	4.6	5	5	.73	85	4.2	71	2K	4.0	78	

Responses: [U] unsatisfactory=1 [P] poor=2 [G] good=3 [VG] very good=4 [E] excellent=5
Pct Rnk: Percentile Rank (100 is best, calculated vs. precise Mean)

Q14 - Please explain or comment on the question above.

Response Rate: 14.29% (1 of 7)

1 Bridget is great and so incredibly nice!



Graph Legend	
■	Bridget Roosa
■	THDA Faculty
■	All Faculty

Instructor Questions General Instructor Questions	Bridget Roosa												--- Survey Comparisons ---					
	Responses						Individual						THDA			All		
	SD	0	0	0	0	0	SA	N	Mean	Med.	Mode	Std Dev	N	Mean	Pct Rnk	N	Mean	Pct Rnk
Q15	The instructor defined the plan for the course, including what was required of students (for example, stated the plan for the course in the syllabus, in the class).																	
	0	0	0	0	1	0	6	7	6.7	7	7	.70	86	6.7	38	2K	6.3	67

Responses: [SD] Strongly Disagree=1 [0] 0=2 [0] 0=3 [0] 0=4 [0] 0=5 [0] 0=6 [SA] Strongly Agree=7
Pct Rnk: Percentile Rank (100 is best, calculated vs. precise Mean)

Q16 - Please explain or comment on the question above.

Faculty:	Bridget Roosa
Response Rate:	28.57% (2 of 7)
1	It was frustrating that the instructor uploaded the monthly reflections but did not tell the students when they were uploaded. It would be different if the student had all month to answer the question but the instructor uploaded the questions in the middle or end and it was never consistent. I missed some monthly reflections for this reasons. When I did the monthly reflections I really liked them because I thought they were challenging and I liked the instructors comments.
2	Agree



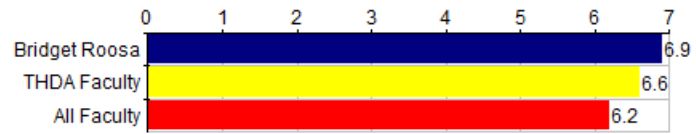
Graph Legend	
■	Bridget Roosa
■	THDA Faculty
■	All Faculty

Instructor Questions General Instructor Questions		Bridget Roosa										--- Survey Comparisons ---						
		Responses						Individual				THDA			All			
		SD	0	0	0	0	SA	N	Mean	Med.	Mode	Std Dev	N	Mean	Pct Rnk	N	Mean	Pct Rnk
Q17	The instructor was available to students outside of class (for example, held office hours, responded to emails and other student efforts to contact the instructor).	0	0	0	0	4	2	6	6.3	6	6	.47	81	6.4	38	2K	6.2	44

Responses: [SD] Strongly Disagree=1 [0] 0=2 [0] 0=3 [0] 0=4 [0] 0=5 [0] 0=6 [SA] Strongly Agree=7
Pct Rnk: Percentile Rank (100 is best, calculated vs. precise Mean)

Q18 - Please explain or comment on the question above.

Faculty:	Bridget Roosa
Response Rate:	14.29% (1 of 7)
1	N/A



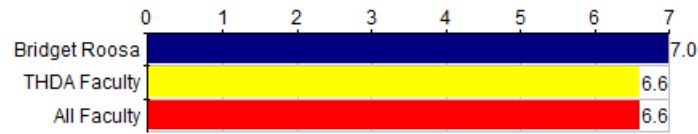
Graph Legend	
■	Bridget Roosa
■	THDA Faculty
■	All Faculty

Instructor Questions General Instructor Questions		Bridget Roosa											--- Survey Comparisons ---					
		Responses						Individual					THDA			All		
		SD	0	0	0	0	SA	N	Mean	Med.	Mode	Std Dev	N	Mean	Pct Rnk	N	Mean	Pct Rnk
Q19	The instructor clarified material that required further explanation (for example, listened to questions, responded to students).	0	0	0	0	1	6	7	6.9	7	7	.35	85	6.6	82	2K	6.2	83

Responses: [SD] Strongly Disagree=1 [0] 0=2 [0] 0=3 [0] 0=4 [0] 0=5 [0] 0=6 [SA] Strongly Agree=7
Pct Rnk: Percentile Rank (100 is best, calculated vs. precise Mean)

Q20 - Please explain or comment on the question above.

Faculty:	Bridget Roosa
Response Rate:	28.57% (2 of 7)
1	The class was fast pace for me but when I asked questions the instructor would answer them.
2	Strongly agree



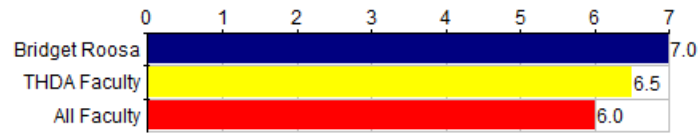
Graph Legend	
■	Bridget Roosa
■	THDA Faculty
■	All Faculty

Instructor Questions General Instructor Questions		Bridget Roosa											--- Survey Comparisons ---					
		Responses						Individual					THDA			All		
		SD	0	0	0	0	0	SA	N	Mean	Med.	Mode	Std Dev	N	Mean	Pct Rnk	N	Mean
Q21	The instructor treated students with respect.	0	0	0	0	0	7	7	7.0	7	7	0	85	6.6	82	2K	6.6	85

Responses: [SD] Strongly Disagree=1 [0] 0=2 [0] 0=3 [0] 0=4 [0] 0=5 [0] 0=6 [SA] Strongly Agree=7
Pct Rnk: Percentile Rank (100 is best, calculated vs. precise Mean)

Q22 - Please explain or comment on the question above.

Faculty:	Bridget Roosa
Response Rate:	14.29% (1 of 7)
1	Bridget is great with everyone!



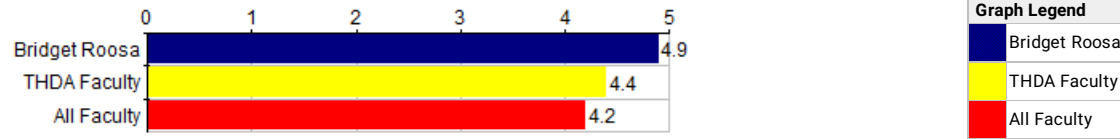
Graph Legend	
■	Bridget Roosa
■	THDA Faculty
■	All Faculty

Instructor Questions General Instructor Questions	Bridget Roosa											--- Survey Comparisons ---						
	Responses							Individual				THDA			All			
	SD	0	0	0	0	0	SA	N	Mean	Med.	Mode	Std Dev	N	Mean	Pct Rnk	N	Mean	Pct Rnk
Q23 The instructor clearly defined how assignments would be evaluated.	0	0	0	0	0	0	7	7	7.0	7	7	0	83	6.5	85	2K	6.0	95

Responses: [SD] Strongly Disagree=1 [0] 0=2 [0] 0=3 [0] 0=4 [0] 0=5 [0] 0=6 [SA] Strongly Agree=7
Pct Rnk: Percentile Rank (100 is best, calculated vs. precise Mean)

Q24 - Please explain or comment on the question above.

Faculty:	Bridget Roosa
Response Rate:	14.29% (1 of 7)
1	Srongly agree



Instructor Questions General Instructor Questions		Bridget Roosa										--- Survey Comparisons ---					
		Responses					Individual					THDA			All		
		U	P	G	VG	E	N	Mean	Med.	Mode	Std Dev	N	Mean	Pct Rnk	N	Mean	Pct Rnk
Q25	Overall rating of the teaching of the course.	0	0	0	1	6	7	4.9	5	5	.35	86	4.4	68	2K	4.2	85

Responses: [U] unsatisfactory=1 [P] poor=2 [G] good=3 [VG] very good=4 [E] excellent=5
Pct Rnk: Percentile Rank (100 is best, calculated vs. precise Mean)

Q26 - Please explain or comment on the question above.

Faculty:	Bridget Roosa
Response Rate:	28.57% (2 of 7)
1	I think this class helped me find my love of dance again. This class redefined for me who can be a dancer. Over all this class and the instructors teaching style helped me to become a better dancer. The instructor challenged to become better where ever we are at.
2	Bridget is great!