


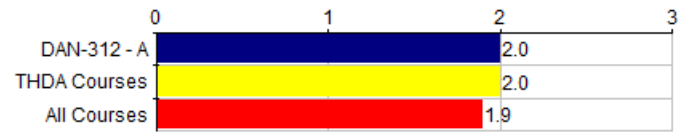
|                             |  |                              |                |
|-----------------------------|--|------------------------------|----------------|
| <b>Course:</b>              | DAN-312 A - Advanced Modern Dance  | <b>Department:</b>           | THDA           |
| <b>Responsible Faculty:</b> | Bridget Roosa  | <b>Responses / Expected:</b> | 1 / 3 (33.33%) |
| <b>Overall Mean:</b>        | <b>5.9</b> Strong Disagreement to Strong Agree (9 responses)<br><b>4.0</b> Class year (1 responses)<br><b>3.0</b> unsatisfactory to excellent (2 responses)<br><b>2.0</b> Reason for taking course (1 responses) |                              |                |



| Student Demographics<br>Student Year/Course Selection | DAN-312 - A |   |   |   |     |   |        |      |      |      |         |    | --- Survey Comparisons --- |         |      |      |         |
|---|-------------|---|---|---|-----|---|--------|------|------|------|---------|----|----------------------------|---------|------|------|---------|
|   | Responses   |   |   |   |     |   | Course |      |      |      |         |    | THDA                       |         |      | All  |         |
|   | FY          | S | J | S | MAT | P | N      | Mean | Med. | Mode | Std Dev | N  | Mean                       | Pct Rnk | N    | Mean | Pct Rnk |
| Q1   What is your class year?                         | 0           | 0 | 0 | 1 | 0   | 0 | 1      | 4.0  | 4    | 4    | 0       | 82 | 2.2                        | 94      | 2.1K | 2.4  | 95      |

Responses: [FY] first year=1 [S] sophomore=2 [J] junior=3 [S] senior=4 [MAT] MAT=5 [P] PBPM=6  
Pct Rnk: Percentile Rank (100 is best, calculated vs. precise Mean)

|  |  |
|--|--|
| <b>Q2 - If your class year is other, please specify.</b> |  |
| <b>Response Rate:</b>                                    | No participants responded to this question. (0 of 1) |



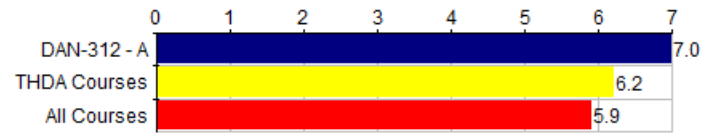
| Graph Legend                          |              |
|---------------------------------------|--------------|
| <span style="color: blue;">■</span>   | DAN-312 - A  |
| <span style="color: yellow;">■</span> | THDA Courses |
| <span style="color: red;">■</span>    | All Courses  |

| Student Demographics<br>Student Year/Course Selection | DAN-312 - A |     |    |        |      |      |      |         | --- Survey Comparisons --- |      |         |     |      |         |
|---|-------------|-----|----|--------|------|------|------|---------|----------------------------|------|---------|-----|------|---------|
|   | Responses   |     |    | Course |      |      |      |         | THDA                       |      |         | All |      |         |
|   | ADR         | AMR | AE | N      | Mean | Med. | Mode | Std Dev | N                          | Mean | Pct Rnk | N   | Mean | Pct Rnk |
| Q3   I took this course as:                           | 0           | 1   | 0  | 1      | 2.0  | 2    | 2    | 0       | 80                         | 2.0  | 56      | 2K  | 1.9  | 54      |

Responses: [ADR] a distributional requirement=1 [AMR] a major/minor requirement=2 [AE] an elective=3  
Pct Rnk: Percentile Rank (100 is best, calculated vs. precise Mean)

Q4 - If the reason you took the course is other, please explain.

Response Rate: No participants responded to this question. (0 of 1)



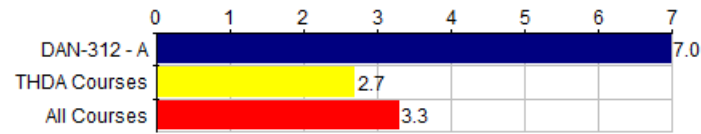
| Graph Legend                          |              |
|---------------------------------------|--------------|
| <span style="color: blue;">■</span>   | DAN-312 - A  |
| <span style="color: yellow;">■</span> | THDA Courses |
| <span style="color: red;">■</span>    | All Courses  |

| Course Questions<br>General Questions | DAN-312 - A   |   |   |   |   |   |    |        |      |      |      |         | --- Survey Comparisons --- |      |         |     |      |         |
|---------------------------------------|---|---|---|---|---|---|----|--------|------|------|------|---------|----------------------------|------|---------|-----|------|---------|
|                                       | Responses   |   |   |   |   |   |    | Course |      |      |      |         | THDA                       |      |         | All |      |         |
|                                       | SD  | 0 | 0 | 0 | 0 | 0 | SA | N      | Mean | Med. | Mode | Std Dev | N                          | Mean | Pct Rnk | N   | Mean | Pct Rnk |
| Q5                                    | There were aspects of the course that were especially effective in helping you learn. |   |   |   |   |   |    |        |      |      |      |         | 86                         | 6.2  | 85      | 2K  | 5.9  | 96      |

Responses: [SD] Strongly Disagree=1 [0] 0=2 [0] 0=3 [0] 0=4 [0] 0=5 [0] 0=6 [SA] Strongly Agree=7  
Pct Rnk: Percentile Rank (100 is best, calculated vs. precise Mean)

Q6 - Please explain or comment on the question above .

Response Rate: No participants responded to this question. (0 of 1)



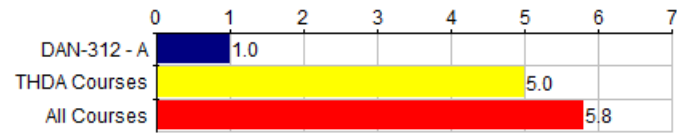
| Graph Legend                          |              |
|---------------------------------------|--------------|
| <span style="color: blue;">■</span>   | DAN-312 - A  |
| <span style="color: yellow;">■</span> | THDA Courses |
| <span style="color: red;">■</span>    | All Courses  |

| Course Questions<br>General Questions | DAN-312 - A  |   |   |   |   |   |    |        |      |      |      | --- Survey Comparisons --- |   |      |         |   |      |         |     |   |   |   |    |     |    |    |     |     |
|---------------------------------------|--|---|---|---|---|---|----|--------|------|------|------|----------------------------|---|------|---------|---|------|---------|-----|---|---|---|----|-----|----|----|-----|-----|
|                                       | Responses  |   |   |   |   |   |    | Course |      |      |      | THDA                       |   |      | All     |   |      |         |     |   |   |   |    |     |    |    |     |     |
|                                       | SD   | 0 | 0 | 0 | 0 | 0 | SA | N      | Mean | Med. | Mode | Std Dev                    | N | Mean | Pct Rnk | N | Mean | Pct Rnk |     |   |   |   |    |     |    |    |     |     |
| Q7                                    | There were aspects of the course that were not effective in helping you learn. |   |   |   |   |   |    |        |      |      | 0    | 0                          | 0 | 0    | 0       | 0 | 1    | 1       | 7.0 | 7 | 7 | 0 | 82 | 2.7 | 97 | 2K | 3.3 | 100 |

Responses: [SD] Strongly Disagree=1 [0] 0=2 [0] 0=3 [0] 0=4 [0] 0=5 [0] 0=6 [SA] Strongly Agree=7  
Pct Rnk: Percentile Rank (100 is best, calculated vs. precise Mean)

Q8 - Please explain or comment on the question above.

Response Rate: No participants responded to this question. (0 of 1)



| Graph Legend                          |              |
|---------------------------------------|--------------|
| <span style="color: blue;">■</span>   | DAN-312 - A  |
| <span style="color: yellow;">■</span> | THDA Courses |
| <span style="color: red;">■</span>    | All Courses  |

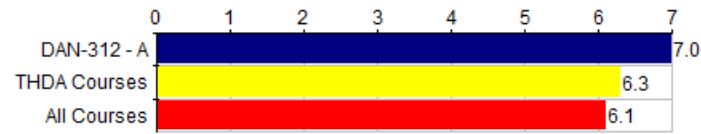
| Course Questions<br>General Questions          | DAN-312 - A |   |   |   |   |   |    |        |      |      |      | --- Survey Comparisons --- |    |      |         |    |      |         |
|--|-------------|---|---|---|---|---|----|--------|------|------|------|----------------------------|----|------|---------|----|------|---------|
|  | Responses   |   |   |   |   |   |    | Course |      |      |      | THDA                       |    |      | All     |    |      |         |
|  | SD          | 0 | 0 | 0 | 0 | 0 | SA | N      | Mean | Med. | Mode | Std Dev                    | N  | Mean | Pct Rnk | N  | Mean | Pct Rnk |
| Q9 This course was intellectually challenging. | 1           | 0 | 0 | 0 | 0 | 0 | 0  | 1      | 1.0  | 1    | 1    | 0                          | 83 | 5.0  | 3       | 2K | 5.8  | 0       |

Responses: [SD] Strongly Disagree=1 [0] 0=2 [0] 0=3 [0] 0=4 [0] 0=5 [0] 0=6 [SA] Strongly Agree=7  
Pct Rnk: Percentile Rank (100 is best, calculated vs. precise Mean)

Q10 - Please explain or comment on the question above.

Response Rate: 100.00% (1 of 1)

|   |  |
|---|--|
| 1 | There needs to be a 200 level class and a 300 level class. It was not fun trying to go across the floor. People really just did not understand dance class etiquette. It was frustrating when people just forgot the combination and stood there, it's called "across the floor" for a reason... I felt like we could have accomplished so much more if we didn't have to constantly wait for people to figure out how going across the floor works, how to reverse a combination or how to move safely in a small space with many people. |
|---|--|



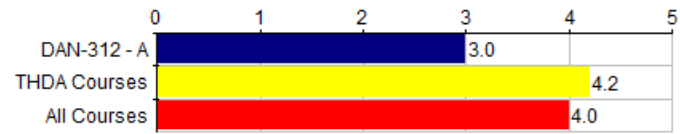
| Graph Legend                          |              |
|---------------------------------------|--------------|
| <span style="color: blue;">■</span>   | DAN-312 - A  |
| <span style="color: yellow;">■</span> | THDA Courses |
| <span style="color: red;">■</span>    | All Courses  |

| Course Questions<br>General Questions  | DAN-312 - A |   |   |   |   |   |    |        |      |      |      | --- Survey Comparisons --- |    |      |         |    |      |         |
|--|-------------|---|---|---|---|---|----|--------|------|------|------|----------------------------|----|------|---------|----|------|---------|
|  | Responses   |   |   |   |   |   |    | Course |      |      |      | THDA                       |    |      | All     |    |      |         |
|  | SD          | 0 | 0 | 0 | 0 | 0 | SA | N      | Mean | Med. | Mode | Std Dev                    | N  | Mean | Pct Rnk | N  | Mean | Pct Rnk |
| Q11   I made positive contributions to this course (for example, preparing for class, attending class regularly, participating in class discussions, and listening to others). | 0           | 0 | 0 | 0 | 0 | 0 | 1  | 1      | 7.0  | 7    | 7    | 0                          | 86 | 6.3  | 88      | 2K | 6.1  | 96      |

Responses: [SD] Strongly Disagree=1 [0] 0=2 [0] 0=3 [0] 0=4 [0] 0=5 [0] 0=6 [SA] Strongly Agree=7  
Pct Rnk: Percentile Rank (100 is best, calculated vs. precise Mean)

Q12 - Please explain or comment on the question above.

Response Rate: No participants responded to this question. (0 of 1)



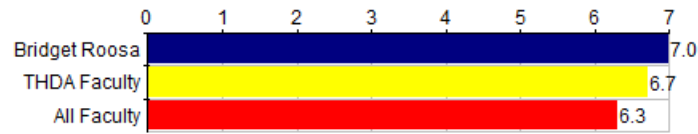
| Graph Legend                          |              |
|---------------------------------------|--------------|
| <span style="color: blue;">■</span>   | DAN-312 - A  |
| <span style="color: yellow;">■</span> | THDA Courses |
| <span style="color: red;">■</span>    | All Courses  |

| Course Questions<br>General Questions | DAN-312 - A |   |   |    |   |   |        |      |      |         | --- Survey Comparisons --- |      |         |     |      |         |
|---------------------------------------|-------------|---|---|----|---|---|--------|------|------|---------|----------------------------|------|---------|-----|------|---------|
|                                       | Responses   |   |   |    |   |   | Course |      |      |         | THDA                       |      |         | All |      |         |
|                                       | U           | P | G | VG | E | N | Mean   | Med. | Mode | Std Dev | N                          | Mean | Pct Rnk | N   | Mean | Pct Rnk |
| Q13 Overall rating of the course.     | 0           | 0 | 1 | 0  | 0 | 1 | 3.0    | 3    | 3    | 0       | 85                         | 4.2  | 6       | 2K  | 4.0  | 4       |

Responses: [U] unsatisfactory=1 [P] poor=2 [G] good=3 [VG] very good=4 [E] excellent=5  
Pct Rnk: Percentile Rank (100 is best, calculated vs. precise Mean)

Q14 - Please explain or comment on the question above.

Response Rate: No participants responded to this question. (0 of 1)



| Graph Legend                          |               |
|---------------------------------------|---------------|
| <span style="color: blue;">■</span>   | Bridget Roosa |
| <span style="color: yellow;">■</span> | THDA Faculty  |
| <span style="color: red;">■</span>    | All Faculty   |

| Instructor Questions<br>General Instructor Questions | Bridget Roosa  |   |   |   |   |   |            |   |      |      |      | --- Survey Comparisons --- |    |      |         |    |      |         |
|--|--|---|---|---|---|---|------------|---|------|------|------|----------------------------|----|------|---------|----|------|---------|
|  | Responses  |   |   |   |   |   | Individual |   |      |      |      | THDA                       |    |      | All     |    |      |         |
|  | SD   | 0 | 0 | 0 | 0 | 0 | SA         | N | Mean | Med. | Mode | Std Dev                    | N  | Mean | Pct Rnk | N  | Mean | Pct Rnk |
| Q15  | The instructor defined the plan for the course, including what was required of students (for example, stated the plan for the course in the syllabus, in the class). | 0 | 0 | 0 | 0 | 0 | 1          | 1 | 7.0  | 7    | 7    | 0                          | 86 | 6.7  | 88      | 2K | 6.3  | 93      |

Responses: [SD] Strongly Disagree=1 [0] 0=2 [0] 0=3 [0] 0=4 [0] 0=5 [0] 0=6 [SA] Strongly Agree=7  
Pct Rnk: Percentile Rank (100 is best, calculated vs. precise Mean)

Q16 - Please explain or comment on the question above.

|                |  |
|----------------|--|
| Faculty:       | Bridget Roosa  |
| Response Rate: | No participants responded to this question. (0 of 1) |





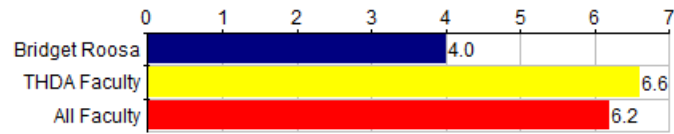
| Graph Legend                          |               |
|---------------------------------------|---------------|
| <span style="color: blue;">■</span>   | Bridget Roosa |
| <span style="color: yellow;">■</span> | THDA Faculty  |
| <span style="color: red;">■</span>    | All Faculty   |

| Instructor Questions<br>General Instructor Questions |  | Bridget Roosa |   |   |   |   |   |    |            |      |      | --- Survey Comparisons --- |         |     |      |         |     |      |
|--|--|---------------|---|---|---|---|---|----|------------|------|------|----------------------------|---------|-----|------|---------|-----|------|
|  |  | Responses     |   |   |   |   |   |    | Individual |      |      | THDA                       |         |     | All  |         |     |      |
|  |  | SD            | 0 | 0 | 0 | 0 | 0 | SA | N          | Mean | Med. | Mode                       | Std Dev | N   | Mean | Pct Rnk | N   | Mean |
| Q17  | The instructor was available to students outside of class (for example, held office hours, responded to emails and other student efforts to contact the instructor). | 0             | 0 | 0 | 0 | 0 | 1 | 1  | 7.0        | 7    | 7    | 0                          | 81      | 6.4 | 88   | 2K      | 6.2 | 91   |

Responses: [SD] Strongly Disagree=1 [0] 0=2 [0] 0=3 [0] 0=4 [0] 0=5 [0] 0=6 [SA] Strongly Agree=7  
Pct Rnk: Percentile Rank (100 is best, calculated vs. precise Mean)

Q18 - Please explain or comment on the question above.

|                |  |
|----------------|--|
| Faculty:       | Bridget Roosa  |
| Response Rate: | No participants responded to this question. (0 of 1) |



| Graph Legend                          |               |
|---------------------------------------|---------------|
| <span style="color: blue;">■</span>   | Bridget Roosa |
| <span style="color: yellow;">■</span> | THDA Faculty  |
| <span style="color: red;">■</span>    | All Faculty   |

| Instructor Questions<br>General Instructor Questions |  | Bridget Roosa |   |   |   |   |   |    |            |      |      |      | --- Survey Comparisons --- |    |      |         |    |      |         |
|--|--|---------------|---|---|---|---|---|----|------------|------|------|------|----------------------------|----|------|---------|----|------|---------|
|  |  | Responses     |   |   |   |   |   |    | Individual |      |      |      | THDA                       |    |      | All     |    |      |         |
|  |  | SD            | 0 | 0 | 0 | 0 | 0 | SA | N          | Mean | Med. | Mode | Std Dev                    | N  | Mean | Pct Rnk | N  | Mean | Pct Rnk |
| Q19  | The instructor clarified material that required further explanation (for example, listened to questions, responded to students). | 0             | 0 | 0 | 1 | 0 | 0 | 0  | 1          | 4.0  | 4    | 4    | 0                          | 85 | 6.6  | 3       | 2K | 6.2  | 2       |

Responses: [SD] Strongly Disagree=1 [0] 0=2 [0] 0=3 [0] 0=4 [0] 0=5 [0] 0=6 [SA] Strongly Agree=7  
Pct Rnk: Percentile Rank (100 is best, calculated vs. precise Mean)

Q20 - Please explain or comment on the question above.

|                |   |
|----------------|---|
| Faculty:       | Bridget Roosa   |
| Response Rate: | 100.00% (1 of 1)  |
| 1              | It would be nice to have reminders about assignments when they're posted to moodle. |



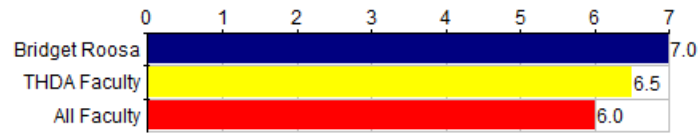
| Graph Legend                          |               |
|---------------------------------------|---------------|
| <span style="color: blue;">■</span>   | Bridget Roosa |
| <span style="color: yellow;">■</span> | THDA Faculty  |
| <span style="color: red;">■</span>    | All Faculty   |

| Instructor Questions<br>General Instructor Questions | Bridget Roosa |   |   |   |   |   |    |            |      |      |      |         | --- Survey Comparisons --- |      |         |     |      |         |
|--|---------------|---|---|---|---|---|----|------------|------|------|------|---------|----------------------------|------|---------|-----|------|---------|
|  | Responses     |   |   |   |   |   |    | Individual |      |      |      |         | THDA                       |      |         | All |      |         |
|  | SD            | 0 | 0 | 0 | 0 | 0 | SA | N          | Mean | Med. | Mode | Std Dev | N                          | Mean | Pct Rnk | N   | Mean | Pct Rnk |
| Q21   The instructor treated students with respect.  | 0             | 0 | 0 | 0 | 0 | 1 | 0  | 1          | 6.0  | 6    | 6    | 0       | 85                         | 6.6  | 12      | 2K  | 6.6  | 9       |

Responses: [SD] Strongly Disagree=1 [0] 0=2 [0] 0=3 [0] 0=4 [0] 0=5 [0] 0=6 [SA] Strongly Agree=7  
Pct Rnk: Percentile Rank (100 is best, calculated vs. precise Mean)

Q22 - Please explain or comment on the question above.

|                |  |
|----------------|--|
| Faculty:       | Bridget Roosa  |
| Response Rate: | No participants responded to this question. (0 of 1) |



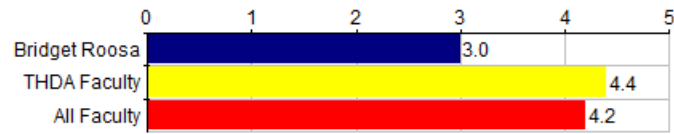
| Graph Legend                          |               |
|---------------------------------------|---------------|
| <span style="color: blue;">■</span>   | Bridget Roosa |
| <span style="color: yellow;">■</span> | THDA Faculty  |
| <span style="color: red;">■</span>    | All Faculty   |

| Instructor Questions<br>General Instructor Questions                   | Bridget Roosa |   |   |   |   |   |    |            |      |      |      | --- Survey Comparisons --- |    |      |         |    |      |         |
|--|---------------|---|---|---|---|---|----|------------|------|------|------|----------------------------|----|------|---------|----|------|---------|
|  | Responses     |   |   |   |   |   |    | Individual |      |      |      | THDA                       |    |      | All     |    |      |         |
|  | SD            | 0 | 0 | 0 | 0 | 0 | SA | N          | Mean | Med. | Mode | Std Dev                    | N  | Mean | Pct Rnk | N  | Mean | Pct Rnk |
| Q23 The instructor clearly defined how assignments would be evaluated. | 0             | 0 | 0 | 0 | 0 | 0 | 1  | 1          | 7.0  | 7    | 7    | 0                          | 83 | 6.5  | 85      | 2K | 6.0  | 95      |

Responses: [SD] Strongly Disagree=1 [0] 0=2 [0] 0=3 [0] 0=4 [0] 0=5 [0] 0=6 [SA] Strongly Agree=7  
Pct Rnk: Percentile Rank (100 is best, calculated vs. precise Mean)

Q24 - Please explain or comment on the question above.

|                |  |
|----------------|--|
| Faculty:       | Bridget Roosa  |
| Response Rate: | No participants responded to this question. (0 of 1) |



| Graph Legend                          |               |
|---------------------------------------|---------------|
| <span style="color: blue;">■</span>   | Bridget Roosa |
| <span style="color: yellow;">■</span> | THDA Faculty  |
| <span style="color: red;">■</span>    | All Faculty   |

| Instructor Questions<br>General Instructor Questions |   | Bridget Roosa |   |   |    |   |            |      |      |      |         | --- Survey Comparisons --- |      |         |     |      |         |
|--|---|---------------|---|---|----|---|------------|------|------|------|---------|----------------------------|------|---------|-----|------|---------|
|  |   | Responses     |   |   |    |   | Individual |      |      |      |         | THDA                       |      |         | All |      |         |
|  |   | U             | P | G | VG | E | N          | Mean | Med. | Mode | Std Dev | N                          | Mean | Pct Rnk | N   | Mean | Pct Rnk |
| Q25  | Overall rating of the teaching of the course. | 0             | 0 | 1 | 0  | 0 | 1          | 3.0  | 3    | 3    | 0       | 86                         | 4.4  | 6       | 2K  | 4.2  | 4       |

Responses: [U] unsatisfactory=1 [P] poor=2 [G] good=3 [VG] very good=4 [E] excellent=5  
Pct Rnk: Percentile Rank (100 is best, calculated vs. precise Mean)

Q26 - Please explain or comment on the question above.

|                |  |
|----------------|--|
| Faculty:       | Bridget Roosa  |
| Response Rate: | No participants responded to this question. (0 of 1) |