



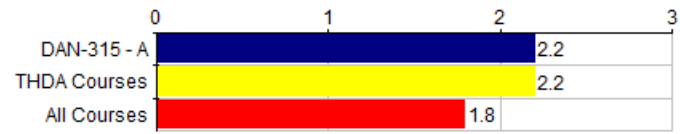
<b>Course:</b>	DAN-315 A - Choreography I	<b>Department:</b>	THDA
<b>Responsible Faculty:</b>	Bridget Roosa	<b>Responses / Expected:</b>	6 / 9 (66.67%)
<b>Overall Mean:</b>	6.1 Strong Disagreement to Strong Agree (53 responses) 4.4 unsatisfactory to excellent (12 responses) 3.2 Class year (6 responses) 2.2 Reason for taking course (6 responses)		



Student Demographics Student Year/Course Selection	DAN-315 - A												--- Survey Comparisons ---				
	Responses						Course						THDA			All	
	FY	S	J	S	MAT	P	N	Mean	Med.	Mode	Std Dev	N	Mean	Pct Rnk	N	Mean	Pct Rnk
Q1   What is your class year?	0	2	1	3	0	0	6	3.2	3.5	4	.90	90	2.6	73	2.4K	2.4	74

Responses: [FY] first year=1 [S] sophomore=2 [J] junior=3 [S] senior=4 [MAT] MAT=5 [P] PBPM=6  
 Pct Rnk: Percentile Rank (100 is best, calculated vs. precise Mean)

<b>Q2 - If your class year is other, please specify.</b>	
<b>Response Rate:</b>	No participants responded to this question. (0 of 6)

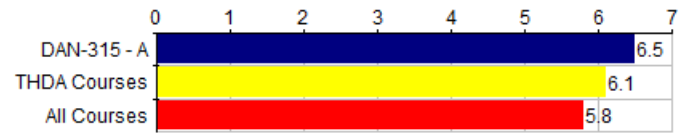


Student Demographics Student Year/Course Selection	DAN-315 - A								--- Survey Comparisons ---					
	Responses				Course				THDA			All		
	ADR	AMR	AE	N	Mean	Med.	Mode	Std Dev	N	Mean	Pct Rnk	N	Mean	Pct Rnk
Q3   I took this course as:	0	5	1	6	2.2	2	2	.37	91	2.2	57	2.4K	1.8	75

Responses: [ADR] a distributional requirement=1 [AMR] a major/minor requirement=2 [AE] an elective=3  
Pct Rnk: Percentile Rank (100 is best, calculated vs. precise Mean)

Q4 - If the reason you took the course is other, please explain.

Response Rate: No participants responded to this question. (0 of 6)



Graph Legend	
<span style="color: blue;">■</span>	DAN-315 - A
<span style="color: yellow;">■</span>	THDA Courses
<span style="color: red;">■</span>	All Courses

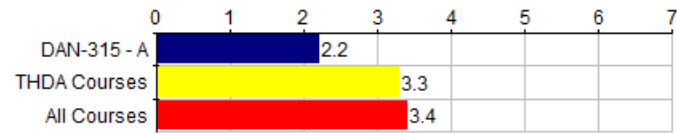
Course Questions General Questions	DAN-315 - A												--- Survey Comparisons ---					
	Responses							Course					THDA			All		
	SD	0	0	0	0	0	SA	N	Mean	Med.	Mode	Std Dev	N	Mean	Pct Rnk	N	Mean	Pct Rnk
Q5	There were aspects of the course that were especially effective in helping you learn.																	
	0	0	0	1	0	0	5	6	6.5	7	7	1.12	93	6.1	57	2.4K	5.8	78

Responses: [SD] Strongly Disagree=1 [0] 0=2 [0] 0=3 [0] 0=4 [0] 0=5 [0] 0=6 [SA] Strongly Agree=7  
Pct Rnk: Percentile Rank (100 is best, calculated vs. precise Mean)

Q6 - Please explain or comment on the question above .

Response Rate: 50.00% (3 of 6)

1	Weekly presentations both challenged my choreographic style, but also made me more comfortable performing my own movement in front of people.
2	I had never tried choreographing before taking this course and I learned so much. I especially appreciate that Bridget taught us how to choreograph with and without a motif score.
3	Class discussions! I feel like I got a lot out of discussing pieces and the book with the group. Also, having a notebook and scribbling down everything was really helpful in generating new knowledge and ideas!



Graph Legend	
<span style="color: blue;">■</span>	DAN-315 - A
<span style="color: yellow;">■</span>	THDA Courses
<span style="color: red;">■</span>	All Courses

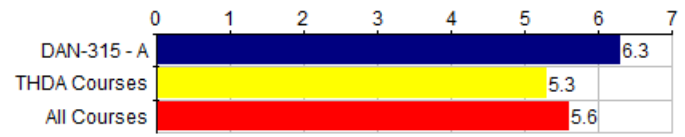
Course Questions General Questions	DAN-315 - A											--- Survey Comparisons ---																	
	Responses							Course				THDA			All														
	SD	0	0	0	0	0	SA	N	Mean	Med.	Mode	Std Dev	N	Mean	Pct Rnk	N	Mean	Pct Rnk											
Q7	There were aspects of the course that were not effective in helping you learn.											2	2	0	0	1	0	0	5	2.2	2	1,2	1.47	87	3.3	10	2.4K	3.4	12

Responses: [SD] Strongly Disagree=1 [0] 0=2 [0] 0=3 [0] 0=4 [0] 0=5 [0] 0=6 [SA] Strongly Agree=7  
Pct Rnk: Percentile Rank (100 is best, calculated vs. precise Mean)

Q8 - Please explain or comment on the question above.

Response Rate: 16.67% (1 of 6)

1	For the final project, we had to choreograph a piece featuring multiple dancers. However, we had only practiced working with multiple dancers once during the semester and one of the dancers was ourselves. If we had experienced working with multiple dancers more than once, the final wouldn't have been so overwhelming. The day of the final showcase was quite stressful and confusing. This could be improved in the future by having a posted list of the performance order and having the dancers complete their evaluations prior to the performance day. Also, I was a bit concerned about the method of grading the final motif score based on the live performance (and video recording of this). I noticed that some of the dancers made mistakes or forgot choreography during the performance and I realize that this could negatively affect the previously written motif scores. If we were required to present our pieces (or just the part from the score) at an earlier class meeting, this would allow Bridget to see what our choreography is supposed to look like in case the dancers make mistakes during the final showcase.
---	---



Graph Legend	
<span style="color: blue;">■</span>	DAN-315 - A
<span style="color: yellow;">■</span>	THDA Courses
<span style="color: red;">■</span>	All Courses

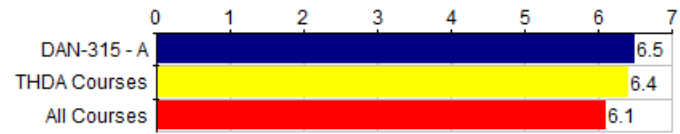
Course Questions General Questions	DAN-315 - A										--- Survey Comparisons ---							
	Responses							Course			THDA			All				
	SD	0	0	0	0	0	SA	N	Mean	Med.	Mode	Std Dev	N	Mean	Pct Rnk	N	Mean	Pct Rnk
Q9 This course was intellectually challenging.	0	0	0	0	1	2	3	6	6.3	6.5	7	.75	87	5.3	90	2.4K	5.6	72

Responses: [SD] Strongly Disagree=1 [0] 0=2 [0] 0=3 [0] 0=4 [0] 0=5 [0] 0=6 [SA] Strongly Agree=7  
Pct Rnk: Percentile Rank (100 is best, calculated vs. precise Mean)

Q10 - Please explain or comment on the question above.

Response Rate: 16.67% (1 of 6)

1	This course was a lot of work, but it was worth it to see everything come together for the final showcase.
---	--



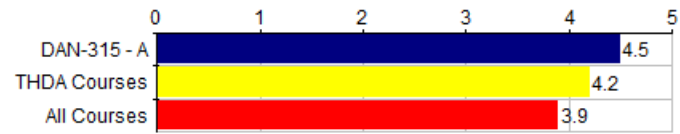
Graph Legend	
<span style="color: blue;">■</span>	DAN-315 - A
<span style="color: yellow;">■</span>	THDA Courses
<span style="color: red;">■</span>	All Courses

Course Questions General Questions	DAN-315 - A												--- Survey Comparisons ---					
	Responses						Course						THDA			All		
	SD	0	0	0	0	0	SA	N	Mean	Med.	Mode	Std Dev	N	Mean	Pct Rnk	N	Mean	Pct Rnk
Q11   I made positive contributions to this course (for example, preparing for class, attending class regularly, participating in class discussions, and listening to others).	0	0	0	0	0	3	3	6	6.5	6.5	6,7	.50	92	6.4	53	2.4K	6.1	71

Responses: [SD] Strongly Disagree=1 [0] 0=2 [0] 0=3 [0] 0=4 [0] 0=5 [0] 0=6 [SA] Strongly Agree=7  
Pct Rnk: Percentile Rank (100 is best, calculated vs. precise Mean)

Q12 - Please explain or comment on the question above.

Response Rate: No participants responded to this question. (0 of 6)



Graph Legend	
<span style="color: blue;">■</span>	DAN-315 - A
<span style="color: yellow;">■</span>	THDA Courses
<span style="color: red;">■</span>	All Courses

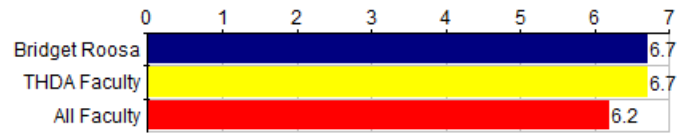
Course Questions General Questions	DAN-315 - A											--- Survey Comparisons ---					
	Responses					Course						THDA			All		
	U	P	G	VG	E	N	Mean	Med.	Mode	Std Dev	N	Mean	Pct Rnk	N	Mean	Pct Rnk	
Q13 Overall rating of the course.	0	0	0	3	3	6	4.5	4.5	4,5	.50	93	4.2	63	2.4K	3.9	77	

Responses: [U] unsatisfactory=1 [P] poor=2 [G] good=3 [VG] very good=4 [E] excellent=5  
Pct Rnk: Percentile Rank (100 is best, calculated vs. precise Mean)

Q14 - Please explain or comment on the question above.

Response Rate: 33.33% (2 of 6)

1	If there was a thing beyond excellent, I'd give this course that. One of my favorite classes ever!
2	Excellent course that challenges each student, and takes everyone out of their comfort zone. Everyone leaves a stronger dancer and choreographer than they were before.



Graph Legend	
<span style="color: blue;">■</span>	Bridget Roosa
<span style="color: yellow;">■</span>	THDA Faculty
<span style="color: red;">■</span>	All Faculty

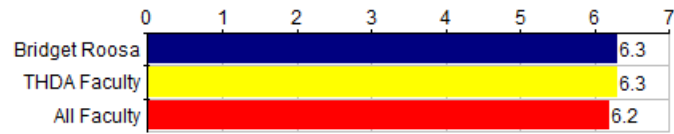
Instructor Questions General Instructor Questions		Bridget Roosa											--- Survey Comparisons ---						
		Responses						Individual					THDA			All			
		SD	0	0	0	0	0	SA	N	Mean	Med.	Mode	Std Dev	N	Mean	Pct Rnk	N	Mean	Pct Rnk
Q15	The instructor defined the plan for the course, including what was required of students (for example, stated the plan for the course in the syllabus, in the class).	0	0	0	0	0	2	4	6	6.7	7	7	.47	93	6.7	43	2.4K	6.2	65

Responses: [SD] Strongly Disagree=1 [0] 0=2 [0] 0=3 [0] 0=4 [0] 0=5 [0] 0=6 [SA] Strongly Agree=7  
Pct Rnk: Percentile Rank (100 is best, calculated vs. precise Mean)

Q16 - Please explain or comment on the question above.

Faculty:	Bridget Roosa
Response Rate:	No participants responded to this question. (0 of 6)





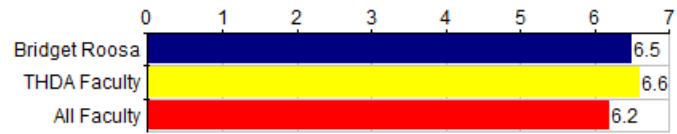
Graph Legend	
<span style="color: blue;">■</span>	Bridget Roosa
<span style="color: yellow;">■</span>	THDA Faculty
<span style="color: red;">■</span>	All Faculty

Instructor Questions General Instructor Questions		Bridget Roosa											--- Survey Comparisons ---						
		Responses						Individual					THDA			All			
		SD	0	0	0	0	0	SA	N	Mean	Med.	Mode	Std Dev	N	Mean	Pct Rnk	N	Mean	Pct Rnk
Q17	The instructor was available to students outside of class (for example, held office hours, responded to emails and other student efforts to contact the instructor).	0	0	0	0	1	2	3	6	6.3	6.5	7	.75	90	6.3	50	2.4K	6.2	43

Responses: [SD] Strongly Disagree=1 [0] 0=2 [0] 0=3 [0] 0=4 [0] 0=5 [0] 0=6 [SA] Strongly Agree=7  
Pct Rnk: Percentile Rank (100 is best, calculated vs. precise Mean)

Q18 - Please explain or comment on the question above.

Faculty:	Bridget Roosa
Response Rate:	No participants responded to this question. (0 of 6)



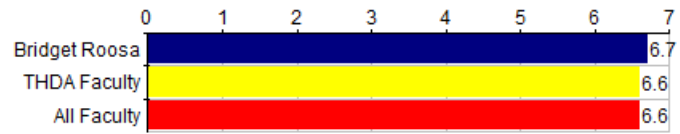
Graph Legend	
<span style="color: blue;">■</span>	Bridget Roosa
<span style="color: yellow;">■</span>	THDA Faculty
<span style="color: red;">■</span>	All Faculty

Instructor Questions General Instructor Questions	Bridget Roosa											--- Survey Comparisons ---							
	Responses						Individual					THDA			All				
	SD	0	0	0	0	0	SA	N	Mean	Med.	Mode	Std Dev	N	Mean	Pct Rnk	N	Mean	Pct Rnk	
Q19	The instructor clarified material that required further explanation (for example, listened to questions, responded to students).	0	0	0	0	0	3	3	6	6.5	6.5	6,7	.50	93	6.6	23	2.4K	6.2	54

Responses: [SD] Strongly Disagree=1 [0] 0=2 [0] 0=3 [0] 0=4 [0] 0=5 [0] 0=6 [SA] Strongly Agree=7  
Pct Rnk: Percentile Rank (100 is best, calculated vs. precise Mean)

Q20 - Please explain or comment on the question above.

Faculty:	Bridget Roosa
Response Rate:	16.67% (1 of 6)
1	Bridget is so great with questions - she is succinct in explaining things and actually makes an effort to clarify things, which in turn demonstrates just how well she knows the subject material!




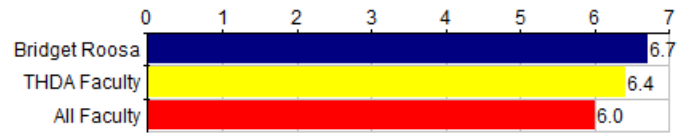
Graph Legend	
<span style="color: blue;">■</span>	Bridget Roosa
<span style="color: yellow;">■</span>	THDA Faculty
<span style="color: red;">■</span>	All Faculty

Instructor Questions General Instructor Questions		Bridget Roosa											--- Survey Comparisons ---						
		Responses							Individual				THDA			All			
		SD	0	0	0	0	0	SA	N	Mean	Med.	Mode	Std Dev	N	Mean	Pct Rnk	N	Mean	Pct Rnk
Q21	The instructor treated students with respect.	0	0	0	0	0	2	4	6	6.7	7	7	.47	93	6.6	43	2.4K	6.6	42

Responses: [SD] Strongly Disagree=1 [0] 0=2 [0] 0=3 [0] 0=4 [0] 0=5 [0] 0=6 [SA] Strongly Agree=7  
Pct Rnk: Percentile Rank (100 is best, calculated vs. precise Mean)

Q22 - Please explain or comment on the question above.

Faculty:	Bridget Roosa
Response Rate:	33.33% (2 of 6)
1	Critiques never felt like judgements, just observations on what might help make something better.
2	Bridget really succeeded in creating an open, safe, and respectful environment in the studio. It was a great place to work in, and I loved every class!


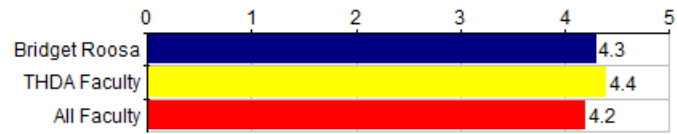


Instructor Questions General Instructor Questions		Bridget Roosa											--- Survey Comparisons ---						
		Responses						Individual					THDA			All			
		SD	0	0	0	0	0	SA	N	Mean	Med.	Mode	Std Dev	N	Mean	Pct Rnk	N	Mean	Pct Rnk
Q23	The instructor clearly defined how assignments would be evaluated.	0	0	0	0	0	2	4	6	6.7	7	7	.47	93	6.4	60	2.4K	6.0	80

Responses: [SD] Strongly Disagree=1 [0] 0=2 [0] 0=3 [0] 0=4 [0] 0=5 [0] 0=6 [SA] Strongly Agree=7  
Pct Rnk: Percentile Rank (100 is best, calculated vs. precise Mean)

Q24 - Please explain or comment on the question above.

Faculty:	Bridget Roosa
Response Rate:	16.67% (1 of 6)
1	Not only that, but she was also flexible with assignments when we had difficulties, which is honestly not something professors usually do unless the students beg them. Bridget is considerate and realistic in her expectations.



Instructor Questions General Instructor Questions		Bridget Roosa										--- Survey Comparisons ---					
		Responses					Individual					THDA			All		
		U	P	G	VG	E	N	Mean	Med.	Mode	Std Dev	N	Mean	Pct Rnk	N	Mean	Pct Rnk
Q25	Overall rating of the teaching of the course.	0	0	1	2	3	6	4.3	4.5	5	.75	93	4.4	30	2.4K	4.2	49

Responses: [U] unsatisfactory=1 [P] poor=2 [G] good=3 [VG] very good=4 [E] excellent=5  
Pct Rnk: Percentile Rank (100 is best, calculated vs. precise Mean)

**Q26 - Please explain or comment on the question above.**

<b>Faculty:</b>	Bridget Roosa
<b>Response Rate:</b>	33.33% (2 of 6)
1	Incredibly engaging and interesting course.
2	Again, if I could rate her super-mega-hyper-excellent, I would.