
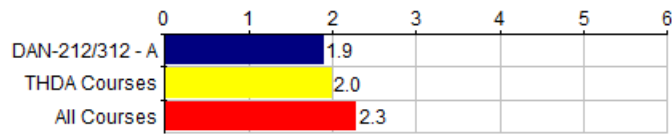


<b>Merged Courses:</b>	DAN-212 A - Intermediate Modern Dance DAN-312 A - Advanced Modern Dance	<b>Department:</b>	THDA
<b>Responsible Faculty:</b>	Bridget Roosa	<b>Responses / Expected:</b>	10 / 15 (66.67%)
<b>Overall Mean:</b>	<b>5.7</b> Strong Disagreement to Strong Agree (88 responses) <b>4.3</b> unsatisfactory to excellent (20 responses) <b>2.3</b> Reason for taking course (10 responses) <b>1.9</b> Class year (9 responses)		



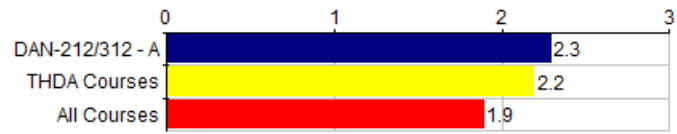
Student Demographics Student Year/Course Selection	DAN-212/312 - A										--- Survey Comparisons ---						
	Responses						Course				THDA			All			
	FY	S	J	S	MAT	P	N	Mean	Med.	Mode	Std Dev	N	Mean	Pct Rnk	N	Mean	Pct Rnk
Q1 What is your class year?	4	3	1	1	0	0	9	1.9	2	1	.99	84	2.0	37	2.5K	2.3	36

Responses: [FY] first year=1 [S] sophomore=2 [J] junior=3 [S] senior=4 [MAT] MAT=5 [P] PBPM=6  
 Pct Rnk: Percentile Rank (100 is best, calculated vs. precise Mean)

Q2 - If your class year is other, please specify.

Response Rate: 10.00% (1 of 10)

1 Elective, any year



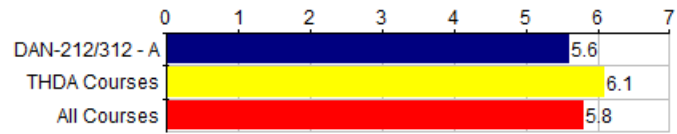
Graph Legend	
<span style="color: blue;">■</span>	DAN-212/312 - A
<span style="color: yellow;">■</span>	THDA Courses
<span style="color: red;">■</span>	All Courses

Student Demographics Student Year/Course Selection	DAN-212/312 - A								--- Survey Comparisons ---					
	Responses			N	Mean	Course			N	THDA		N	All	
	ADR	AMR	AE			Med.	Mode	Std Dev		Mean	Pct Rnk		Mean	Pct Rnk
Q3   I took this course as:	2	3	5	10	2.3	2.5	3	.78	81	2.2	57	2.4K	1.9	82

Responses: [ADR] a distributional requirement=1 [AMR] a major/minor requirement=2 [AE] an elective=3  
Pct Rnk: Percentile Rank (100 is best, calculated vs. precise Mean)

Q4 - If the reason you took the course is other, please explain.

Response Rate: No participants responded to this question. (0 of 10)



Graph Legend	
<span style="color: blue;">■</span>	DAN-212/312 - A
<span style="color: yellow;">■</span>	THDA Courses
<span style="color: red;">■</span>	All Courses

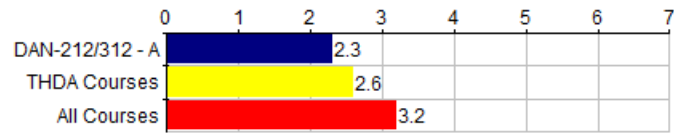
Course Questions General Questions	DAN-212/312 - A											--- Survey Comparisons ---																
	Responses							Course				THDA			All													
	SD	0	0	0	0	0	SA	N	Mean	Med.	Mode	Std Dev	N	Mean	Pct Rnk	N	Mean	Pct Rnk										
Q5	There were aspects of the course that were especially effective in helping you learn.										1	0	1	0	0	4	4	10	5.6	6	6,7	1.91	89	6.1	17	2.6K	5.8	29

Responses: [SD] Strongly Disagree=1 [0] 0=2 [0] 0=3 [0] 0=4 [0] 0=5 [0] 0=6 [SA] Strongly Agree=7  
Pct Rnk: Percentile Rank (100 is best, calculated vs. precise Mean)

Q6 - Please explain or comment on the question above .

Response Rate: 40.00% (4 of 10)

1	This class is the greatest dance class I have ever taken. The coursework and the way it was taught were both phenomenal.
2	The professor was very hands on, and always answered questions.
3	Nothing I was taught really helped.
4	Learning new techniques was great for me. In my previous studio we did not learn about different methods.



Graph Legend	
<span style="color: blue;">■</span>	DAN-212/312 - A
<span style="color: yellow;">■</span>	THDA Courses
<span style="color: red;">■</span>	All Courses

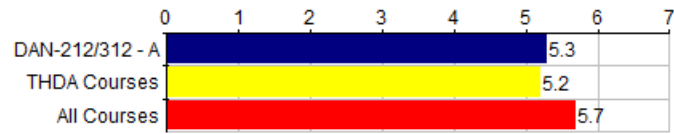
Course Questions General Questions	DAN-212/312 - A											--- Survey Comparisons ---																
	Responses						Course					THDA			All													
	SD	0	0	0	0	SA	N	Mean	Med.	Mode	Std Dev	N	Mean	Pct Rnk	N	Mean	Pct Rnk											
Q7	There were aspects of the course that were not effective in helping you learn.										5	3	0	0	1	0	1	10	2.3	1.5	1	1.95	86	2.6	43	2.5K	3.2	21

Responses: [SD] Strongly Disagree=1 [0] 0=2 [0] 0=3 [0] 0=4 [0] 0=5 [0] 0=6 [SA] Strongly Agree=7  
Pct Rnk: Percentile Rank (100 is best, calculated vs. precise Mean)

Q8 - Please explain or comment on the question above.

Response Rate: 30.00% (3 of 10)

1	None of the material tied together.
2	I did not always enjoy the group work
3	Everything was done well in this course.



Graph Legend	
<span style="color: blue;">■</span>	DAN-212/312 - A
<span style="color: yellow;">■</span>	THDA Courses
<span style="color: red;">■</span>	All Courses

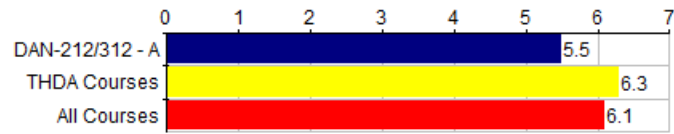
Course Questions General Questions	DAN-212/312 - A												--- Survey Comparisons ---					
	Responses							Course					THDA			All		
	SD	0	0	0	0	0	SA	N	Mean	Med.	Mode	Std Dev	N	Mean	Pct Rnk	N	Mean	Pct Rnk
Q9 This course was intellectually challenging.	0	0	2	1	1	2	3	9	5.3	6	7	1.56	84	5.2	43	2.5K	5.7	24

Responses: [SD] Strongly Disagree=1 [0] 0=2 [0] 0=3 [0] 0=4 [0] 0=5 [0] 0=6 [SA] Strongly Agree=7  
Pct Rnk: Percentile Rank (100 is best, calculated vs. precise Mean)

Q10 - Please explain or comment on the question above.

Response Rate: 10.00% (1 of 10)

1 It's intellectually challenging because you have to think about what your body is doing and think about what you are doing as your body is moving. (two different things)



Graph Legend	
<span style="color: blue;">■</span>	DAN-212/312 - A
<span style="color: yellow;">■</span>	THDA Courses
<span style="color: red;">■</span>	All Courses

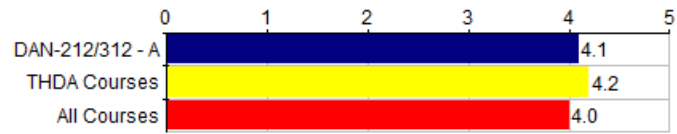
Course Questions General Questions	DAN-212/312 - A											--- Survey Comparisons ---					
	Responses						Course					THDA			All		
	SD	0	0	0	0	SA	N	Mean	Med.	Mode	Std Dev	N	Mean	Pct Rnk	N	Mean	Pct Rnk
Q11	I made positive contributions to this course (for example, preparing for class, attending class regularly, participating in class discussions, and listening to others).											87	6.3	3	2.6K	6.1	11

Responses: [SD] Strongly Disagree=1 [0] 0=2 [0] 0=3 [0] 0=4 [0] 0=5 [0] 0=6 [SA] Strongly Agree=7  
Pct Rnk: Percentile Rank (100 is best, calculated vs. precise Mean)

Q12 - Please explain or comment on the question above.

Response Rate: 20.00% (2 of 10)

1	I interact in the class and enjoy the coursework immensely.
2	I could barely force myself to attend. I got migraines instantly when walking in. I dreaded attending.



Graph Legend	
<span style="color: blue;">■</span>	DAN-212/312 - A
<span style="color: yellow;">■</span>	THDA Courses
<span style="color: red;">■</span>	All Courses

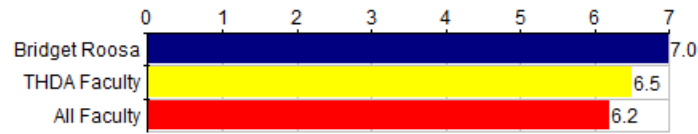
Course Questions General Questions	DAN-212/312 - A										--- Survey Comparisons ---					
	Responses					Course					THDA			All		
	U	P	G	VG	E	N	Mean	Med.	Mode	Std Dev	N	Mean	Pct Rnk	N	Mean	Pct Rnk
Q13 Overall rating of the course.	0	1	3	0	6	10	4.1	5	5	1.14	89	4.2	27	2.6K	4.0	47

Responses: [U] unsatisfactory=1 [P] poor=2 [G] good=3 [VG] very good=4 [E] excellent=5  
Pct Rnk: Percentile Rank (100 is best, calculated vs. precise Mean)

Q14 - Please explain or comment on the question above.

Response Rate: 20.00% (2 of 10)

1	Modern isn't my favorite form of dance because theres so much room where there isn't in ballet, and I'm not always comfortable with that. but I think because of that it forced me to work so much harder than I would have in a ballet class.
2	I love this class and I can't wait to take it again.



Graph Legend	
<span style="color: blue;">■</span>	Bridget Roosa
<span style="color: yellow;">■</span>	THDA Faculty
<span style="color: red;">■</span>	All Faculty

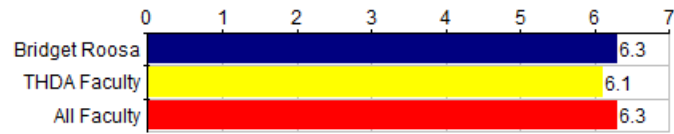
Instructor Questions General Instructor Questions		Bridget Roosa											--- Survey Comparisons ---					
		Responses						Individual					THDA			All		
		SD	0	0	0	0	0	SA	N	Mean	Med.	Mode	Std Dev	N	Mean	Pct Rnk	N	Mean
Q15	The instructor defined the plan for the course, including what was required of students (for example, stated the plan for the course in the syllabus, in the class).	0	0	0	0	0	9	9	7.0	7	7	0	88	6.5	93	2.6K	6.2	96

Responses: [SD] Strongly Disagree=1 [0] 0=2 [0] 0=3 [0] 0=4 [0] 0=5 [0] 0=6 [SA] Strongly Agree=7  
Pct Rnk: Percentile Rank (100 is best, calculated vs. precise Mean)

Q16 - Please explain or comment on the question above.

Faculty:	Bridget Roosa
Response Rate:	10.00% (1 of 10)
1	The first class we went over the syllabus and what would be required of us, and she was always willing to listen and answer questions throughout the semester.





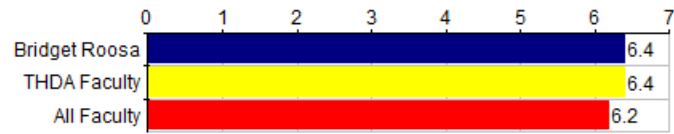
Graph Legend	
<span style="color: blue;">■</span>	Bridget Roosa
<span style="color: yellow;">■</span>	THDA Faculty
<span style="color: red;">■</span>	All Faculty

Instructor Questions General Instructor Questions		Bridget Roosa											--- Survey Comparisons ---					
		Responses						Individual					THDA			All		
		SD	0	0	0	0	SA	N	Mean	Med.	Mode	Std Dev	N	Mean	Pct Rnk	N	Mean	Pct Rnk
Q17	The instructor was available to students outside of class (for example, held office hours, responded to emails and other student efforts to contact the instructor).	1	0	0	0	1	8	10	6.3	7	7	1.79	83	6.1	57	2.6K	6.3	38

Responses: [SD] Strongly Disagree=1 [0] 0=2 [0] 0=3 [0] 0=4 [0] 0=5 [0] 0=6 [SA] Strongly Agree=7  
Pct Rnk: Percentile Rank (100 is best, calculated vs. precise Mean)

Q18 - Please explain or comment on the question above.

Faculty:	Bridget Roosa
Response Rate:	30.00% (3 of 10)
1	She's always busy
2	She would always find a way to meet with you or answer any questions you had.
3	Literally there was never a time that I have haven't been able to find the professor or get into contact with her.



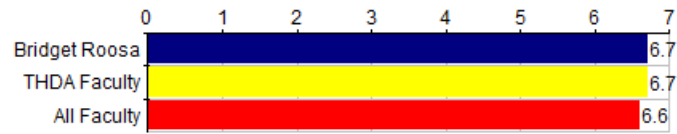
Graph Legend	
<span style="color: blue;">■</span>	Bridget Roosa
<span style="color: yellow;">■</span>	THDA Faculty
<span style="color: red;">■</span>	All Faculty

Instructor Questions General Instructor Questions	Bridget Roosa											--- Survey Comparisons ---																	
	Responses						Individual					THDA			All														
	SD	0	0	0	0	0	SA	N	Mean	Med.	Mode	Std Dev	N	Mean	Pct Rnk	N	Mean	Pct Rnk											
Q19	The instructor clarified material that required further explanation (for example, listened to questions, responded to students).											1	0	0	0	0	0	9	10	6.4	7	7	1.80	89	6.4	43	2.6K	6.2	52

Responses: [SD] Strongly Disagree=1 [0] 0=2 [0] 0=3 [0] 0=4 [0] 0=5 [0] 0=6 [SA] Strongly Agree=7  
Pct Rnk: Percentile Rank (100 is best, calculated vs. precise Mean)

**Q20 - Please explain or comment on the question above.**

<b>Faculty:</b>	Bridget Roosa
<b>Response Rate:</b>	20.00% (2 of 10)
1	She always tried her best to make sure that every student understood everything that was being taught in class.
2	Never makes herself available unless she really likes you. She isn't easy to talk to because she will make you feel unqualified for the course.



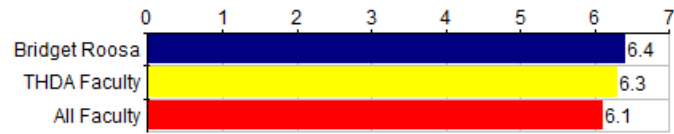
Graph Legend	
<span style="color: blue;">■</span>	Bridget Roosa
<span style="color: yellow;">■</span>	THDA Faculty
<span style="color: red;">■</span>	All Faculty

Instructor Questions General Instructor Questions		Bridget Roosa												--- Survey Comparisons ---					
		Responses							Individual					THDA			All		
		SD	0	0	0	0	0	SA	N	Mean	Med.	Mode	Std Dev	N	Mean	Pct Rnk	N	Mean	Pct Rnk
Q21	The instructor treated students with respect.	0	0	0	1	0	0	9	10	6.7	7	7	.90	89	6.7	37	2.6K	6.6	40

Responses: [SD] Strongly Disagree=1 [0] 0=2 [0] 0=3 [0] 0=4 [0] 0=5 [0] 0=6 [SA] Strongly Agree=7  
Pct Rnk: Percentile Rank (100 is best, calculated vs. precise Mean)

Q22 - Please explain or comment on the question above.

Faculty:	Bridget Roosa
Response Rate:	30.00% (3 of 10)
1	There was never a time she didn't treat her students with respect.
2	She always used students correct pronouns, and sincerely apologized every time she made a mistake. She always made her mistake about the student and never about herself, which made for a very encouraging environment.
3	Rather not say



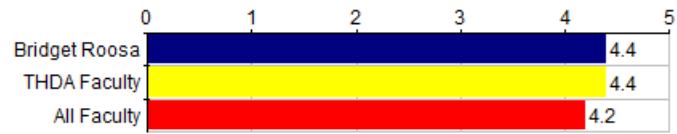
Graph Legend	
<span style="color: blue;">■</span>	Bridget Roosa
<span style="color: yellow;">■</span>	THDA Faculty
<span style="color: red;">■</span>	All Faculty

Instructor Questions General Instructor Questions		Bridget Roosa											--- Survey Comparisons ---						
		Responses						Individual					THDA			All			
		SD	0	0	0	0	0	SA	N	Mean	Med.	Mode	Std Dev	N	Mean	Pct Rnk	N	Mean	Pct Rnk
Q23	The instructor clearly defined how assignments would be evaluated.	0	0	0	1	1	1	7	10	6.4	7	7	1.02	89	6.3	50	2.6K	6.1	59

Responses: [SD] Strongly Disagree=1 [0] 0=2 [0] 0=3 [0] 0=4 [0] 0=5 [0] 0=6 [SA] Strongly Agree=7  
Pct Rnk: Percentile Rank (100 is best, calculated vs. precise Mean)

Q24 - Please explain or comment on the question above.

Faculty:	Bridget Roosa
Response Rate:	10.00% (1 of 10)
1	As a student taking the class you are never left in the dark about assignment requirements.



Graph Legend	
<span style="color: blue;">■</span>	Bridget Roosa
<span style="color: yellow;">■</span>	THDA Faculty
<span style="color: red;">■</span>	All Faculty

Instructor Questions General Instructor Questions		Bridget Roosa										--- Survey Comparisons ---					
		Responses					Individual					THDA			All		
		U	P	G	VG	E	N	Mean	Med.	Mode	Std Dev	N	Mean	Pct Rnk	N	Mean	Pct Rnk
Q25	Overall rating of the teaching of the course.	0	1	1	1	7	10	4.4	5	5	1.02	89	4.4	37	2.6K	4.2	51

Responses: [U] unsatisfactory=1 [P] poor=2 [G] good=3 [VG] very good=4 [E] excellent=5  
Pct Rnk: Percentile Rank (100 is best, calculated vs. precise Mean)

Q26 - Please explain or comment on the question above.

Faculty:	Bridget Roosa
Response Rate:	10.00% (1 of 10)
1	Out of every dance teacher I have ever had, she is the only one who has simultaneously made the class the one I've enjoyed the most and the class that works me the most and pushes me the hardest.