


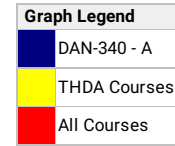
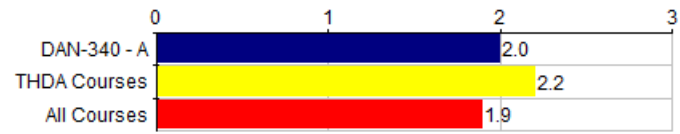
Course:	DAN-340 A - Labanotation	Department:	THDA
Responsible Faculty:	Bridget Roosa	Responses / Expected:	4 / 5 (80%)
Overall Mean:	6.2 Strong Disagreement to Strong Agree (36 responses) 4.1 unsatisfactory to excellent (8 responses) 2.5 Class year (4 responses) 2.0 Reason for taking course (3 responses)		



Student Demographics Student Year/Course Selection	DAN-340 - A												--- Survey Comparisons ---					
	Responses						Course						THDA			All		
	FY	S	J	S	MAT	P	N	Mean	Med.	Mode	Std Dev	N	Mean	Pct Rnk	N	Mean	Pct Rnk	
Q1 What is your class year?	0	2	2	0	0	0	4	2.5	2.5	2,3	.50	84	2.0	70	2.5K	2.3	56	

Responses: [FY] first year=1 [S] sophomore=2 [J] junior=3 [S] senior=4 [MAT] MAT=5 [P] PBPM=6
Pct Rnk: Percentile Rank (100 is best, calculated vs. precise Mean)

Q2 - If your class year is other, please specify.	
Response Rate:	No participants responded to this question. (0 of 4)

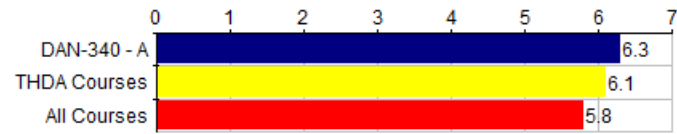


Student Demographics Student Year/Course Selection	DAN-340 - A								--- Survey Comparisons ---					
	Responses				Course				THDA			All		
	ADR	AMR	AE	N	Mean	Med.	Mode	Std Dev	N	Mean	Pct Rnk	N	Mean	Pct Rnk
Q3 I took this course as:	0	3	0	3	2.0	2	2	0	81	2.2	23	2.4K	1.9	48

Responses: [ADR] a distributional requirement=1 [AMR] a major/minor requirement=2 [AE] an elective=3
Pct Rnk: Percentile Rank (100 is best, calculated vs. precise Mean)

Q4 - If the reason you took the course is other, please explain.

Response Rate: No participants responded to this question. (0 of 4)



Graph Legend	
■	DAN-340 - A
■	THDA Courses
■	All Courses

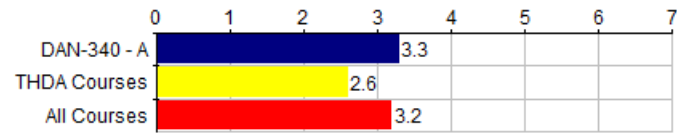
Course Questions General Questions	DAN-340 - A												--- Survey Comparisons ---																	
	Responses							Course					THDA			All														
	SD	0	0	0	0	1	1	2	N	Mean	Med.	Mode	Std Dev	N	Mean	Pct Rnk	N	Mean	Pct Rnk											
Q5	There were aspects of the course that were especially effective in helping you learn.												0	0	0	0	1	1	2	4	6.3	6.5	7	.83	89	6.1	57	2.6K	5.8	62

Responses: [SD] Strongly Disagree=1 [0] 0=2 [0] 0=3 [0] 0=4 [0] 0=5 [0] 0=6 [SA] Strongly Agree=7
Pct Rnk: Percentile Rank (100 is best, calculated vs. precise Mean)

Q6 - Please explain or comment on the question above .

Response Rate: 50.00% (2 of 4)

1	The course setup was useful for ensuring students learned.
2	I liked the way she always asked questions after each lesson to make sure we didn't have confusions about any particular aspect.



Graph Legend	
■	DAN-340 - A
■	THDA Courses
■	All Courses

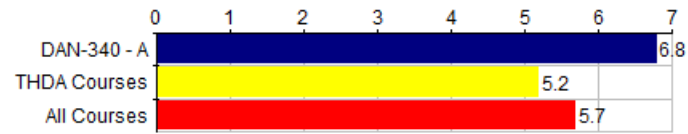
Course Questions General Questions	DAN-340 - A											--- Survey Comparisons ---																	
	Responses							Course				THDA			All														
	SD	0	0	0	0	0	SA	N	Mean	Med.	Mode	Std Dev	N	Mean	Pct Rnk	N	Mean	Pct Rnk											
Q7	There were aspects of the course that were not effective in helping you learn.											2	0	0	0	1	1	0	4	3.3	3	1	2.28	86	2.6	83	2.5K	3.2	56

Responses: [SD] Strongly Disagree=1 [0] 0=2 [0] 0=3 [0] 0=4 [0] 0=5 [0] 0=6 [SA] Strongly Agree=7
Pct Rnk: Percentile Rank (100 is best, calculated vs. precise Mean)

Q8 - Please explain or comment on the question above.

Response Rate: 75.00% (3 of 4)

1	This course was well planned and laid out in a cohesive manner.
2	She did go a little fast at times through lessons, so I often felt like the lessons were a little rushed because I did not have time to think about what exactly my questions were.
3	Didn't enjoy learning in the dance studio, wasn't very comfortable, especcally when sitting for the entire class. It didn't help me learn, plus I didn't think that we danced nearly enough for it to be worth being in the classroom for every class period.



Graph Legend	
■	DAN-340 - A
■	THDA Courses
■	All Courses

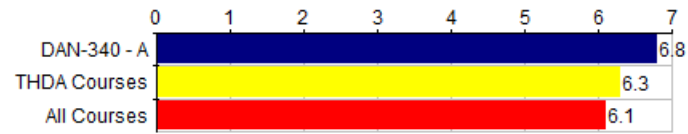
Course Questions General Questions	DAN-340 - A											--- Survey Comparisons ---						
	Responses							Course				THDA			All			
	SD	0	0	0	0	0	SA	N	Mean	Med.	Mode	Std Dev	N	Mean	Pct Rnk	N	Mean	Pct Rnk
Q9 This course was intellectually challenging.	0	0	0	0	0	1	3	4	6.8	7	7	.43	84	5.2	90	2.5K	5.7	91

Responses: [SD] Strongly Disagree=1 [0] 0=2 [0] 0=3 [0] 0=4 [0] 0=5 [0] 0=6 [SA] Strongly Agree=7
Pct Rnk: Percentile Rank (100 is best, calculated vs. precise Mean)

Q10 - Please explain or comment on the question above.

Response Rate: 75.00% (3 of 4)

1	It was definitely one of the most thought provoking and challenging courses that I have ever taken at Agnes Scott. I appreciate how we really had to apply what we learnt in the classroom through the homework and the assignments that we received.
2	It was a very challenging class, I still don't understand course material.
3	I have never had to spend more time and energy thinking through concepts to make sure I understand them.



Graph Legend	
■	DAN-340 - A
■	THDA Courses
■	All Courses

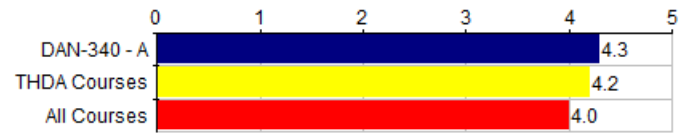
Course Questions General Questions		DAN-340 - A												--- Survey Comparisons ---					
		Responses						Course						THDA			All		
		SD	0	0	0	0	0	SA	N	Mean	Med.	Mode	Std Dev	N	Mean	Pct Rnk	N	Mean	Pct Rnk
Q11	I made positive contributions to this course (for example, preparing for class, attending class regularly, participating in class discussions, and listening to others).	0	0	0	0	1	3	4	6.8	7	7	.43	87	6.3	90	2.6K	6.1	92	

Responses: [SD] Strongly Disagree=1 [0] 0=2 [0] 0=3 [0] 0=4 [0] 0=5 [0] 0=6 [SA] Strongly Agree=7
Pct Rnk: Percentile Rank (100 is best, calculated vs. precise Mean)

Q12 - Please explain or comment on the question above.

Response Rate: 25.00% (1 of 4)

1 | I attended class and did take home assignments.



Graph Legend	
■	DAN-340 - A
■	THDA Courses
■	All Courses

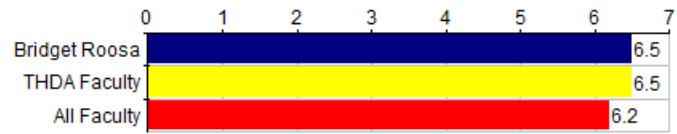
Course Questions General Questions	DAN-340 - A											--- Survey Comparisons ---					
	Responses					Course						THDA			All		
	U	P	G	VG	E	N	Mean	Med.	Mode	Std Dev	N	Mean	Pct Rnk	N	Mean	Pct Rnk	
Q13 Overall rating of the course.	0	0	1	1	2	4	4.3	4.5	5	.83	89	4.2	50	2.6K	4.0	56	

Responses: [U] unsatisfactory=1 [P] poor=2 [G] good=3 [VG] very good=4 [E] excellent=5
Pct Rnk: Percentile Rank (100 is best, calculated vs. precise Mean)

Q14 - Please explain or comment on the question above.

Response Rate: 25.00% (1 of 4)

1 If there were intermediate and advanced sections of this class I would definitely be taking them in upcoming semesters.



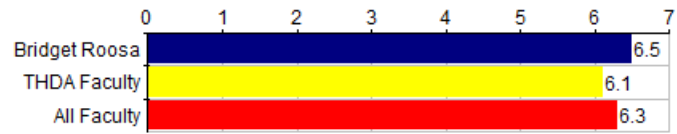
Graph Legend	
■	Bridget Roosa
■	THDA Faculty
■	All Faculty

Instructor Questions General Instructor Questions		Bridget Roosa											--- Survey Comparisons ---					
		Responses					Individual						THDA			All		
		SD	0	0	0	0	SA	N	Mean	Med.	Mode	Std Dev	N	Mean	Pct Rnk	N	Mean	Pct Rnk
Q15	The instructor defined the plan for the course, including what was required of students (for example, stated the plan for the course in the syllabus, in the class).	0	0	0	0	2	2	4	6.5	6.5	6,7	.50	88	6.5	53	2.6K	6.2	52

Responses: [SD] Strongly Disagree=1 [0] 0=2 [0] 0=3 [0] 0=4 [0] 0=5 [0] 0=6 [SA] Strongly Agree=7
Pct Rnk: Percentile Rank (100 is best, calculated vs. precise Mean)

Q16 - Please explain or comment on the question above.

Faculty:	Bridget Roosa
Response Rate:	25.00% (1 of 4)
1	Our first class we sat down and went over the syllabus and what would be expected of us as students.



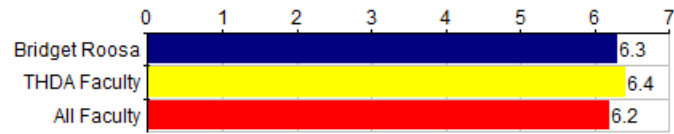
Graph Legend	
■	Bridget Roosa
■	THDA Faculty
■	All Faculty

Instructor Questions General Instructor Questions		Bridget Roosa											--- Survey Comparisons ---					
		Responses					Individual						THDA			All		
		SD	0	0	0	0	SA	N	Mean	Med.	Mode	Std Dev	N	Mean	Pct Rnk	N	Mean	Pct Rnk
Q17	The instructor was available to students outside of class (for example, held office hours, responded to emails and other student efforts to contact the instructor).	0	0	0	0	2	2	4	6.5	6.5	6,7	.50	83	6.1	70	2.6K	6.3	53

Responses: [SD] Strongly Disagree=1 [0] 0=2 [0] 0=3 [0] 0=4 [0] 0=5 [0] 0=6 [SA] Strongly Agree=7
Pct Rnk: Percentile Rank (100 is best, calculated vs. precise Mean)

Q18 - Please explain or comment on the question above.

Faculty:	Bridget Roosa
Response Rate:	25.00% (1 of 4)
1	She always wanted to make sure her students understood what she was teaching them.



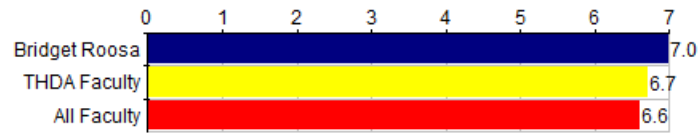
Graph Legend	
■	Bridget Roosa
■	THDA Faculty
■	All Faculty

Instructor Questions General Instructor Questions		Bridget Roosa											--- Survey Comparisons ---						
		Responses						Individual					THDA			All			
		SD	0	0	0	0	0	SA	N	Mean	Med.	Mode	Std Dev	N	Mean	Pct Rnk	N	Mean	Pct Rnk
Q19	The instructor clarified material that required further explanation (for example, listened to questions, responded to students).	0	0	0	1	0	0	3	4	6.3	7	7	1.30	89	6.4	30	2.6K	6.2	41

Responses: [SD] Strongly Disagree=1 [0] 0=2 [0] 0=3 [0] 0=4 [0] 0=5 [0] 0=6 [SA] Strongly Agree=7
Pct Rnk: Percentile Rank (100 is best, calculated vs. precise Mean)

Q20 - Please explain or comment on the question above.

Faculty:	Bridget Roosa
Response Rate:	50.00% (2 of 4)
1	She wanted her students to succeed in the class.
2	I think that the teacher needed to go more in depth for certain explanations, since we were a little confused even after she explained it but we did not quite know how to say it.



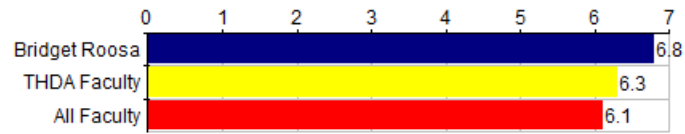
Graph Legend	
■	Bridget Roosa
■	THDA Faculty
■	All Faculty

Instructor Questions General Instructor Questions		Bridget Roosa											--- Survey Comparisons ---					
		Responses							Individual				THDA			All		
		SD	0	0	0	0	0	SA	N	Mean	Med.	Mode	Std Dev	N	Mean	Pct Rnk	N	Mean
Q21	The instructor treated students with respect.	0	0	0	0	0	4	4	7.0	7	7	0	89	6.7	77	2.6K	6.6	85

Responses: [SD] Strongly Disagree=1 [0] 0=2 [0] 0=3 [0] 0=4 [0] 0=5 [0] 0=6 [SA] Strongly Agree=7
Pct Rnk: Percentile Rank (100 is best, calculated vs. precise Mean)

Q22 - Please explain or comment on the question above.

Faculty:	Bridget Roosa
Response Rate:	25.00% (1 of 4)
1	She always respects her students.



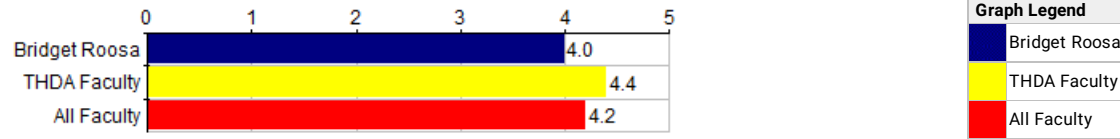
Graph Legend	
■	Bridget Roosa
■	THDA Faculty
■	All Faculty

Instructor Questions General Instructor Questions		Bridget Roosa											--- Survey Comparisons ---						
		Responses						Individual					THDA			All			
		SD	0	0	0	0	0	SA	N	Mean	Med.	Mode	Std Dev	N	Mean	Pct Rnk	N	Mean	Pct Rnk
Q23	The instructor clearly defined how assignments would be evaluated.	0	0	0	0	0	1	3	4	6.8	7	7	.43	89	6.3	70	2.6K	6.1	83

Responses: [SD] Strongly Disagree=1 [0] 0=2 [0] 0=3 [0] 0=4 [0] 0=5 [0] 0=6 [SA] Strongly Agree=7
Pct Rnk: Percentile Rank (100 is best, calculated vs. precise Mean)

Q24 - Please explain or comment on the question above.

Faculty:	Bridget Roosa
Response Rate:	25.00% (1 of 4)
1	Students always understood how the assignments would be graded.



Instructor Questions General Instructor Questions		Bridget Roosa										--- Survey Comparisons ---					
		Responses					Individual					THDA			All		
		U	P	G	VG	E	N	Mean	Med.	Mode	Std Dev	N	Mean	Pct Rnk	N	Mean	Pct Rnk
Q25	Overall rating of the teaching of the course.	0	0	2	0	2	4	4.0	4	3,5	1	89	4.4	17	2.6K	4.2	28

Responses: [U] unsatisfactory=1 [P] poor=2 [G] good=3 [VG] very good=4 [E] excellent=5
Pct Rnk: Percentile Rank (100 is best, calculated vs. precise Mean)

Q26 - Please explain or comment on the question above.

Faculty:	Bridget Roosa
Response Rate:	50.00% (2 of 4)
1	If I can take the class again I may end up doing so.
2	I think that the formality of a classroom would have been nice and would have helped me concentrate more on what was being taught. We seemed to write quite a bit more than moving, so maybe having a space where there are desks and a dance floor.