


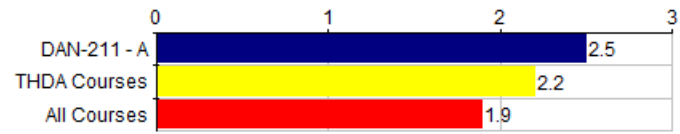
Course:	DAN-211 A - Intermediate Ballet	Department:	THDA
Responsible Faculty:	Bridget Roosa	Responses / Expected:	11 / 16 (68.75%)
Overall Mean:	5.8 Strong Disagreement to Strong Agree (97 responses) 4.6 unsatisfactory to excellent (22 responses) 2.5 Reason for taking course (11 responses) 2.4 Class year (11 responses)		



Student Demographics Student Year/Course Selection	DAN-211 - A											--- Survey Comparisons ---					
	Responses						Course					THDA			All		
	FY	S	J	S	MAT	P	N	Mean	Med.	Mode	Std Dev	N	Mean	Pct Rnk	N	Mean	Pct Rnk
Q1 What is your class year?	3	2	5	1	0	0	11	2.4	3	3	.98	89	2.4	47	1.9K	2.3	46

Responses: [FY] first year=1 [S] sophomore=2 [J] junior=3 [S] senior=4 [MAT] MAT=5 [P] PBPM=6
Pct Rnk: Percentile Rank (100 is best, calculated vs. precise Mean)

Q2 - If your class year is other, please specify.	
Response Rate:	No participants responded to this question. (0 of 11)



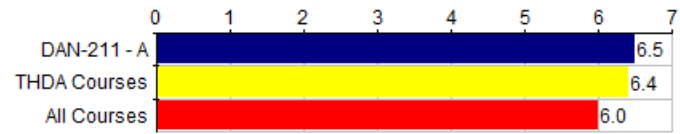
Graph Legend	
■	DAN-211 - A
■	THDA Courses
■	All Courses

Student Demographics Student Year/Course Selection	DAN-211 - A								--- Survey Comparisons ---					
	Responses			N	Mean	Course			N	THDA		N	All	
	ADR	AMR	AE			Med.	Mode	Std Dev		Mean	Pct Rnk		Mean	Pct Rnk
Q3 I took this course as:	1	4	6	11	2.5	3	3	.66	87	2.2	81	1.9K	1.9	90

Responses: [ADR] a distributional requirement=1 [AMR] a major/minor requirement=2 [AE] an elective=3
Pct Rnk: Percentile Rank (100 is best, calculated vs. precise Mean)

Q4 - If the reason you took the course is other, please explain.

Response Rate: No participants responded to this question. (0 of 11)



Graph Legend	
■	DAN-211 - A
■	THDA Courses
■	All Courses

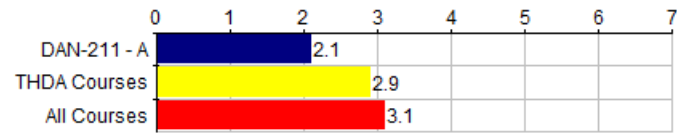
Course Questions General Questions	DAN-211 - A												--- Survey Comparisons ---																
	Responses							Course					THDA		All														
	SD	0	0	0	0	0	SA	N	Mean	Med.	Mode	Std Dev	N	Mean	Pct Rnk	N	Mean	Pct Rnk											
Q5	There were aspects of the course that were especially effective in helping you learn.											0	0	0	1	1	1	8	11	6.5	7	7	.99	92	6.4	42	2K	6.0	63

Responses: [SD] Strongly Disagree=1 [0] 0=2 [0] 0=3 [0] 0=4 [0] 0=5 [0] 0=6 [SA] Strongly Agree=7
Pct Rnk: Percentile Rank (100 is best, calculated vs. precise Mean)

Q6 - Please explain or comment on the question above .

Response Rate: 9.09% (1 of 11)

1 Bridget was very thorough in showing each movement and had great tips and tricks to keep focused and engaged."



Graph Legend	
■	DAN-211 - A
■	THDA Courses
■	All Courses

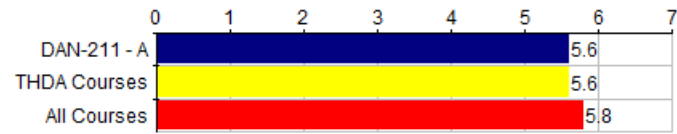
Course Questions General Questions	DAN-211 - A											--- Survey Comparisons ---																
	Responses						Course					THDA			All													
	SD	0	0	0	0	0	SA	N	Mean	Med.	Mode	Std Dev	N	Mean	Pct Rnk	N	Mean	Pct Rnk										
Q7	There were aspects of the course that were not effective in helping you learn.										6	1	2	1	1	0	0	11	2.1	1	1	1.38	90	2.9	36	1.9K	3.1	20

Responses: [SD] Strongly Disagree=1 [0] 0=2 [0] 0=3 [0] 0=4 [0] 0=5 [0] 0=6 [SA] Strongly Agree=7
Pct Rnk: Percentile Rank (100 is best, calculated vs. precise Mean)

Q8 - Please explain or comment on the question above.

Response Rate: 9.09% (1 of 11)

1 This is only relevant to having to slow somethings down a lot for those in the class who were not at the level I was expecting to see in the Intermediate class



Graph Legend	
■	DAN-211 - A
■	THDA Courses
■	All Courses

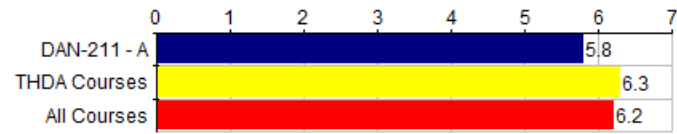
Course Questions General Questions	DAN-211 - A											--- Survey Comparisons ---						
	Responses							Course				THDA			All			
	SD	0	0	0	0	0	SA	N	Mean	Med.	Mode	Std Dev	N	Mean	Pct Rnk	N	Mean	Pct Rnk
Q9 This course was intellectually challenging.	0	0	1	2	1	2	4	10	5.6	6	7	1.43	89	5.6	42	2K	5.8	25

Responses: [SD] Strongly Disagree=1 [0] 0=2 [0] 0=3 [0] 0=4 [0] 0=5 [0] 0=6 [SA] Strongly Agree=7
Pct Rnk: Percentile Rank (100 is best, calculated vs. precise Mean)

Q10 - Please explain or comment on the question above.

Response Rate: 9.09% (1 of 11)

1 Though not an academic course it was engaging and really caused me to concentrate and focus on the movement and not my inabilities."



Graph Legend	
■	DAN-211 - A
■	THDA Courses
■	All Courses

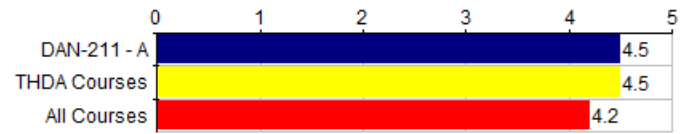
Course Questions General Questions	DAN-211 - A												--- Survey Comparisons ---					
	Responses						Course						THDA			All		
	SD	0	0	0	0	0	SA	N	Mean	Med.	Mode	Std Dev	N	Mean	Pct Rnk	N	Mean	Pct Rnk
Q11 I made positive contributions to this course (for example, preparing for class, attending class regularly, participating in class discussions, and listening to others).	0	0	1	1	1	4	4	11	5.8	6	6,7	1.27	93	6.3	14	2K	6.2	19

Responses: [SD] Strongly Disagree=1 [0] 0=2 [0] 0=3 [0] 0=4 [0] 0=5 [0] 0=6 [SA] Strongly Agree=7
Pct Rnk: Percentile Rank (100 is best, calculated vs. precise Mean)

Q12 - Please explain or comment on the question above.

Response Rate: 9.09% (1 of 11)

1 | I participated of course but my attendance was paltry at best."



Graph Legend	
■	DAN-211 - A
■	THDA Courses
■	All Courses

Course Questions General Questions	DAN-211 - A											--- Survey Comparisons ---					
	Responses					Course						THDA			All		
	U	P	G	VG	E	N	Mean	Med.	Mode	Std Dev	N	Mean	Pct Rnk	N	Mean	Pct Rnk	
Q13 Overall rating of the course.	0	1	0	3	7	11	4.5	5	5	.89	93	4.5	36	2K	4.2	62	

Responses: [U] unsatisfactory=1 [P] poor=2 [G] good=3 [VG] very good=4 [E] excellent=5
Pct Rnk: Percentile Rank (100 is best, calculated vs. precise Mean)

Q14 - Please explain or comment on the question above.

Response Rate: 9.09% (1 of 11)

1 Great class and teacher, can't wait to take it again!



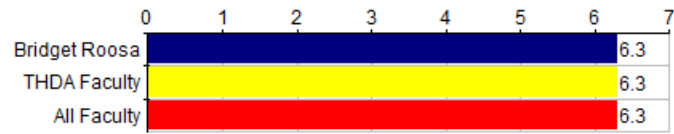
Graph Legend	
■	Bridget Roosa
■	THDA Faculty
■	All Faculty

Instructor Questions General Instructor Questions		Bridget Roosa											--- Survey Comparisons ---						
		Responses						Individual					THDA			All			
		SD	0	0	0	0	SA	N	Mean	Med.	Mode	Std Dev	N	Mean	Pct Rnk	N	Mean	Pct Rnk	
Q15	The instructor defined the plan for the course, including what was required of students (for example, stated the plan for the course in the syllabus, in the class).	0	0	0	0	1	2	8	11	6.6	7	7	.64	93	6.5	47	2K	6.3	58

Responses: [SD] Strongly Disagree=1 [0] 0=2 [0] 0=3 [0] 0=4 [0] 0=5 [0] 0=6 [SA] Strongly Agree=7
Pct Rnk: Percentile Rank (100 is best, calculated vs. precise Mean)

Q16 - Please explain or comment on the question above.

Faculty:	Bridget Roosa
Response Rate:	9.09% (1 of 11)
1	Her syllabus was down to a science or at least she followed it as such. We went over it the first day and knew what was expected of us. Bridget was very accepting of all levels and held all of us to high expectations."



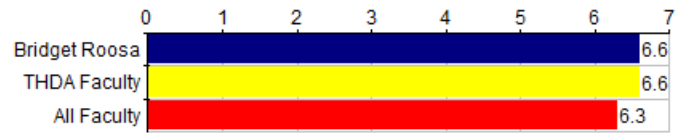
Graph Legend	
■	Bridget Roosa
■	THDA Faculty
■	All Faculty

Instructor Questions General Instructor Questions		Bridget Roosa											--- Survey Comparisons ---						
		Responses					Individual						THDA			All			
		SD	0	0	0	0	SA	N	Mean	Med.	Mode	Std Dev	N	Mean	Pct Rnk	N	Mean	Pct Rnk	
Q17	The instructor was available to students outside of class (for example, held office hours, responded to emails and other student efforts to contact the instructor).	0	0	0	0	2	4	5	11	6.3	6	7	.75	86	6.3	25	1.9K	6.3	38

Responses: [SD] Strongly Disagree=1 [0] 0=2 [0] 0=3 [0] 0=4 [0] 0=5 [0] 0=6 [SA] Strongly Agree=7
Pct Rnk: Percentile Rank (100 is best, calculated vs. precise Mean)

Q18 - Please explain or comment on the question above.

Faculty:	Bridget Roosa
Response Rate:	18.18% (2 of 11)
1	Yupp. She even had mandatory meeting times for mid term evaluation and always had an open door to be office."
2	Always!




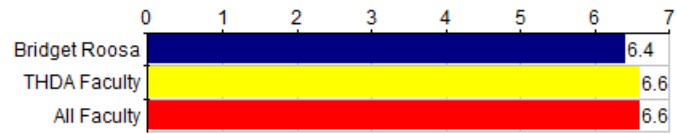
Graph Legend	
■	Bridget Roosa
■	THDA Faculty
■	All Faculty

Instructor Questions General Instructor Questions		Bridget Roosa											--- Survey Comparisons ---						
		Responses							Individual				THDA			All			
		SD	0	0	0	0	0	SA	N	Mean	Med.	Mode	Std Dev	N	Mean	Pct Rnk	N	Mean	Pct Rnk
Q19	The instructor clarified material that required further explanation (for example, listened to questions, responded to students).	0	0	0	0	0	4	7	11	6.6	7	7	.48	91	6.6	42	2K	6.3	61

Responses: [SD] Strongly Disagree=1 [0] 0=2 [0] 0=3 [0] 0=4 [0] 0=5 [0] 0=6 [SA] Strongly Agree=7
Pct Rnk: Percentile Rank (100 is best, calculated vs. precise Mean)

Q20 - Please explain or comment on the question above.

Faculty:	Bridget Roosa
Response Rate:	9.09% (1 of 11)
1	She was always helpful and patient and ne'er minded repeating the combination or material."

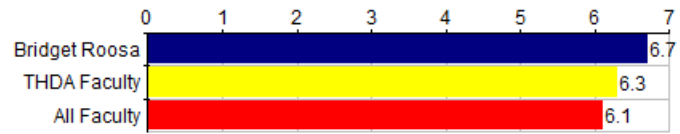


Instructor Questions General Instructor Questions		Bridget Roosa											--- Survey Comparisons ---						
		Responses						Individual					THDA			All			
		SD	0	0	0	0	SA	N	Mean	Med.	Mode	Std Dev	N	Mean	Pct Rnk	N	Mean	Pct Rnk	
Q21	The instructor treated students with respect.	0	0	0	0	2	2	6	10	6.4	7	7	.80	92	6.6	14	2K	6.6	24

Responses: [SD] Strongly Disagree=1 [0] 0=2 [0] 0=3 [0] 0=4 [0] 0=5 [0] 0=6 [SA] Strongly Agree=7
Pct Rnk: Percentile Rank (100 is best, calculated vs. precise Mean)

Q22 - Please explain or comment on the question above.

Faculty:	Bridget Roosa
Response Rate:	9.09% (1 of 11)
1	She was respectful and understanding."



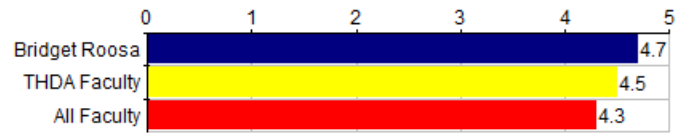
Graph Legend	
■	Bridget Roosa
■	THDA Faculty
■	All Faculty

Instructor Questions General Instructor Questions		Bridget Roosa											--- Survey Comparisons ---					
		Responses						Individual					THDA			All		
		SD	0	0	0	0	0	SA	N	Mean	Med.	Mode	Std Dev	N	Mean	Pct Rnk	N	Mean
Q23	The instructor clearly defined how assignments would be evaluated.	0	0	0	0	3	8	11	6.7	7	7	.45	91	6.3	81	2K	6.1	86

Responses: [SD] Strongly Disagree=1 [0] 0=2 [0] 0=3 [0] 0=4 [0] 0=5 [0] 0=6 [SA] Strongly Agree=7
Pct Rnk: Percentile Rank (100 is best, calculated vs. precise Mean)

Q24 - Please explain or comment on the question above.

Faculty:	Bridget Roosa
Response Rate:	9.09% (1 of 11)
1	Yupp defined and spelled out in the syllabus."



Graph Legend	
■	Bridget Roosa
■	THDA Faculty
■	All Faculty

Instructor Questions General Instructor Questions		Bridget Roosa										--- Survey Comparisons ---					
		Responses					Individual					THDA			All		
		U	P	G	VG	E	N	Mean	Med.	Mode	Std Dev	N	Mean	Pct Rnk	N	Mean	Pct Rnk
Q25	Overall rating of the teaching of the course.	0	0	0	3	8	11	4.7	5	5	.45	93	4.5	58	2K	4.3	76

Responses: [U] unsatisfactory=1 [P] poor=2 [G] good=3 [VG] very good=4 [E] excellent=5
Pct Rnk: Percentile Rank (100 is best, calculated vs. precise Mean)

Q26 - Please explain or comment on the question above.

Faculty:	Bridget Roosa
Response Rate:	No participants responded to this question. (0 of 11)