


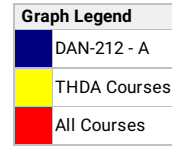
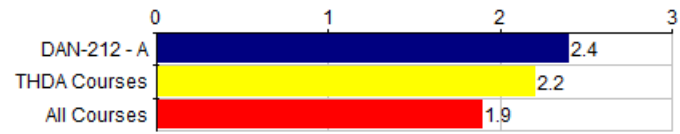
Course:	DAN-212 A - Intermediate Modern Dance	Department:	THDA
Responsible Faculty:	Bridget Roosa	Responses / Expected:	9 / 9 (100%)
Overall Mean:	6.2 Strong Disagreement to Strong Agree (80 responses) 4.9 unsatisfactory to excellent (18 responses) 2.4 Reason for taking course (9 responses) 2.1 Class year (9 responses)		



Student Demographics Student Year/Course Selection	DAN-212 - A												--- Survey Comparisons ---				
	Responses						Course						THDA			All	
	FY	S	J	S	MAT	P	N	Mean	Med.	Mode	Std Dev	N	Mean	Pct Rnk	N	Mean	Pct Rnk
Q1 What is your class year?	3	3	2	1	0	0	9	2.1	2	1,2	.99	89	2.4	25	1.9K	2.3	38

Responses: [FY] first year=1 [S] sophomore=2 [J] junior=3 [S] senior=4 [MAT] MAT=5 [P] PBPM=6
Pct Rnk: Percentile Rank (100 is best, calculated vs. precise Mean)

Q2 - If your class year is other, please specify.	
Response Rate:	No participants responded to this question. (0 of 9)

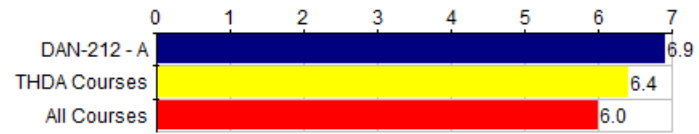


Student Demographics Student Year/Course Selection	DAN-212 - A								--- Survey Comparisons ---					
	Responses				Course				THDA			All		
	ADR	AMR	AE	N	Mean	Med.	Mode	Std Dev	N	Mean	Pct Rnk	N	Mean	Pct Rnk
Q3 I took this course as:	1	3	5	9	2.4	3	3	.68	87	2.2	75	1.9K	1.9	89

Responses: [ADR] a distributional requirement=1 [AMR] a major/minor requirement=2 [AE] an elective=3
Pct Rnk: Percentile Rank (100 is best, calculated vs. precise Mean)

Q4 - If the reason you took the course is other, please explain.

Response Rate: No participants responded to this question. (0 of 9)



Graph Legend	
■	DAN-212 - A
■	THDA Courses
■	All Courses

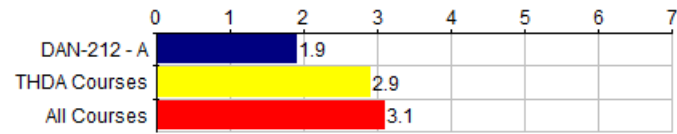
Course Questions General Questions	DAN-212 - A												--- Survey Comparisons ---																	
	Responses							Course					THDA			All														
	SD	0	0	0	0	0	SA	N	Mean	Med.	Mode	Std Dev	N	Mean	Pct Rnk	N	Mean	Pct Rnk												
Q5	There were aspects of the course that were especially effective in helping you learn.												0	0	0	0	0	1	8	9	6.9	7	7	.31	92	6.4	92	2K	6.0	92

Responses: [SD] Strongly Disagree=1 [0] 0=2 [0] 0=3 [0] 0=4 [0] 0=5 [0] 0=6 [SA] Strongly Agree=7
Pct Rnk: Percentile Rank (100 is best, calculated vs. precise Mean)

Q6 - Please explain or comment on the question above .

Response Rate: 33.33% (3 of 9)

1	The final assessment and critiques in class
2	Movements were explained in a manner that was easy to understand.
3	It's a dance course, and we danced. That was rather helpful.



Graph Legend	
■	DAN-212 - A
■	THDA Courses
■	All Courses

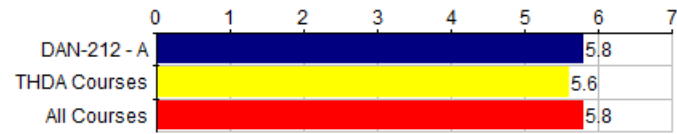
Course Questions General Questions	DAN-212 - A											--- Survey Comparisons ---																
	Responses							Course				THDA			All													
	SD	0	0	0	0	0	SA	N	Mean	Med.	Mode	Std Dev	N	Mean	Pct Rnk	N	Mean	Pct Rnk										
Q7	There were aspects of the course that were not effective in helping you learn.										5	2	1	0	1	0	0	9	1.9	1	1	1.29	90	2.9	19	1.9K	3.1	14

Responses: [SD] Strongly Disagree=1 [0] 0=2 [0] 0=3 [0] 0=4 [0] 0=5 [0] 0=6 [SA] Strongly Agree=7
Pct Rnk: Percentile Rank (100 is best, calculated vs. precise Mean)

Q8 - Please explain or comment on the question above.

Response Rate: 33.33% (3 of 9)

1	I wish we had moved EVERY day. :)
2	I am only somewhat slightly agreeing with this because of the period of time in the class that we would go over things very slowly and I started to get a little frustrated with it. That being said, I understand that it is a mixed level class and we were going slower to make sure no students were left behind. I just felt that there were some classes that went fast and some that went really slow and I would have appreciated more of a mix across the classes then one or the other.
3	Everything we did had a purpose, whether it was a warm up or a combination.



Graph Legend	
■	DAN-212 - A
■	THDA Courses
■	All Courses

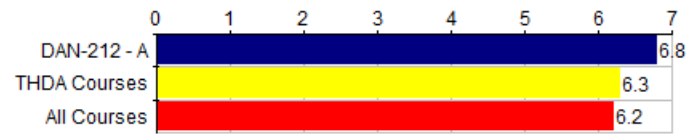
Course Questions General Questions	DAN-212 - A											--- Survey Comparisons ---						
	Responses							Course				THDA			All			
	SD	0	0	0	0	0	SA	N	Mean	Med.	Mode	Std Dev	N	Mean	Pct Rnk	N	Mean	Pct Rnk
Q9 This course was intellectually challenging.	0	0	0	2	1	3	3	9	5.8	6	6,7	1.13	89	5.6	47	2K	5.8	35

Responses: [SD] Strongly Disagree=1 [0] 0=2 [0] 0=3 [0] 0=4 [0] 0=5 [0] 0=6 [SA] Strongly Agree=7
Pct Rnk: Percentile Rank (100 is best, calculated vs. precise Mean)

Q10 - Please explain or comment on the question above.

Response Rate: 33.33% (3 of 9)

1	It was more mentally challenging. I had to work through my negative, critical voices. I wasn't stretched intellectually, but I did learn of a variety of modern dance techniques.
2	It challenged my brain-body connection. And my body.
3	Dance requires a certain way of thinking about movement, space, and music.



Graph Legend	
■	DAN-212 - A
■	THDA Courses
■	All Courses

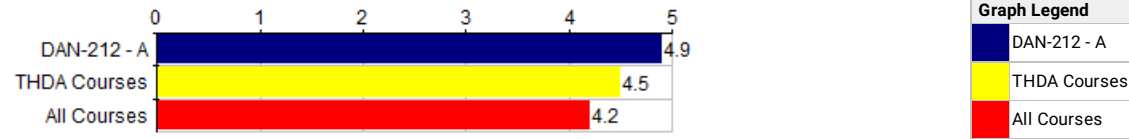
Course Questions General Questions	DAN-212 - A											--- Survey Comparisons ---						
	Responses							Course				THDA			All			
	SD	0	0	0	0	0	SA	N	Mean	Med.	Mode	Std Dev	N	Mean	Pct Rnk	N	Mean	Pct Rnk
Q11 I made positive contributions to this course (for example, preparing for class, attending class regularly, participating in class discussions, and listening to others).	0	0	0	0	0	2	7	9	6.8	7	7	.42	93	6.3	69	2K	6.2	88

Responses: [SD] Strongly Disagree=1 [0] 0=2 [0] 0=3 [0] 0=4 [0] 0=5 [0] 0=6 [SA] Strongly Agree=7
Pct Rnk: Percentile Rank (100 is best, calculated vs. precise Mean)

Q12 - Please explain or comment on the question above.

Response Rate: 11.11% (1 of 9)

1 | I always came to class ready for the day!



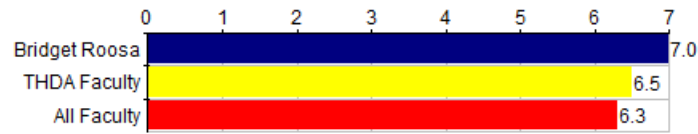
Course Questions General Questions	DAN-212 - A											--- Survey Comparisons ---				
	Responses						Course					THDA			All	
	U	P	G	VG	E	N	Mean	Med.	Mode	Std Dev	N	Mean	Pct Rnk	N	Mean	Pct Rnk
Q13 Overall rating of the course.	0	0	0	1	8	9	4.9	5	5	.31	93	4.5	81	2K	4.2	91

Responses: [U] unsatisfactory=1 [P] poor=2 [G] good=3 [VG] very good=4 [E] excellent=5
Pct Rnk: Percentile Rank (100 is best, calculated vs. precise Mean)

Q14 - Please explain or comment on the question above.

Response Rate: 44.44% (4 of 9)

1	This is just a great class. It's challenging, but Bridget is always positive.
2	I was always excited to go to class and she gave off such positive energy.
3	I learned a lot in this course with many upper-class students who set models for me. I feel that I got a lot from this challenge!
4	Dance was a nice block of time where I was glad to be challenged artistically and physically.



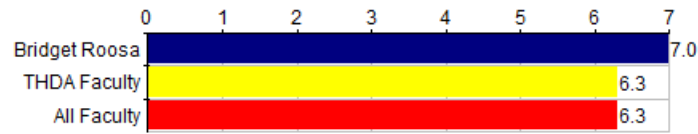
Graph Legend	
	Bridget Roosa
	THDA Faculty
	All Faculty

Instructor Questions General Instructor Questions		Bridget Roosa											--- Survey Comparisons ---						
		Responses						Individual					THDA			All			
		SD	0	0	0	0	0	SA	N	Mean	Med.	Mode	Std Dev	N	Mean	Pct Rnk	N	Mean	Pct Rnk
Q15	The instructor defined the plan for the course, including what was required of students (for example, stated the plan for the course in the syllabus, in the class).	0	0	0	0	0	0	9	9	7.0	7	7	0	93	6.5	92	2K	6.3	93

Responses: [SD] Strongly Disagree=1 [0] 0=2 [0] 0=3 [0] 0=4 [0] 0=5 [0] 0=6 [SA] Strongly Agree=7
Pct Rnk: Percentile Rank (100 is best, calculated vs. precise Mean)

Q16 - Please explain or comment on the question above.

Faculty:	Bridget Roosa
Response Rate:	11.11% (1 of 9)
1	The syllabus was very compete.



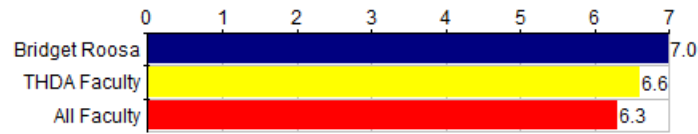
Graph Legend	
■	Bridget Roosa
■	THDA Faculty
■	All Faculty

Instructor Questions General Instructor Questions		Bridget Roosa											--- Survey Comparisons ---					
		Responses						Individual					THDA			All		
		SD	0	0	0	0	0	SA	N	Mean	Med.	Mode	Std Dev	N	Mean	Pct Rnk	N	Mean
Q17	The instructor was available to students outside of class (for example, held office hours, responded to emails and other student efforts to contact the instructor).	0	0	0	0	0	8	8	7.0	7	7	0	86	6.3	86	1.9K	6.3	92

Responses: [SD] Strongly Disagree=1 [0] 0=2 [0] 0=3 [0] 0=4 [0] 0=5 [0] 0=6 [SA] Strongly Agree=7
Pct Rnk: Percentile Rank (100 is best, calculated vs. precise Mean)

Q18 - Please explain or comment on the question above.

Faculty:	Bridget Roosa
Response Rate:	11.11% (1 of 9)
1	I didn't really have questions that needed to be answered outside of class, but my emails were always responded to quickly.



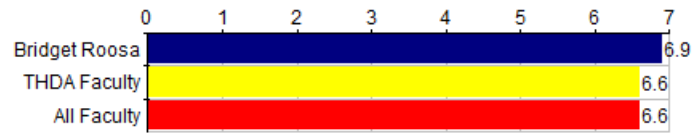
Graph Legend	
■	Bridget Roosa
■	THDA Faculty
■	All Faculty

Instructor Questions General Instructor Questions	Bridget Roosa												--- Survey Comparisons ---					
	Responses						Individual						THDA			All		
	SD	0	0	0	0	0	SA	N	Mean	Med.	Mode	Std Dev	N	Mean	Pct Rnk	N	Mean	Pct Rnk
Q19	The instructor clarified material that required further explanation (for example, listened to questions, responded to students).																	
	0	0	0	0	0	0	9	9	7.0	7	7	0	91	6.6	83	2K	6.3	91

Responses: [SD] Strongly Disagree=1 [0] 0=2 [0] 0=3 [0] 0=4 [0] 0=5 [0] 0=6 [SA] Strongly Agree=7
Pct Rnk: Percentile Rank (100 is best, calculated vs. precise Mean)

Q20 - Please explain or comment on the question above.

Faculty:	Bridget Roosa
Response Rate:	33.33% (3 of 9)
1	Questions were encouraged! We were also encouraged to figure out movements on our own though, which is important in learning how to learn choreography.
2	I'm apparently known for asking specific questions, and Bridget always answers them directly and concisely.
3	Bridget planned some time during the semester for us to meet her individually or in small groups. We talked through our dancing progress and I felt I was well supported after these precious and encouraging talks.



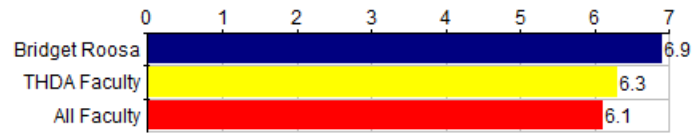
Graph Legend	
■	Bridget Roosa
■	THDA Faculty
■	All Faculty

Instructor Questions General Instructor Questions	Bridget Roosa											--- Survey Comparisons ---						
	Responses							Individual				THDA			All			
	SD	0	0	0	0	0	SA	N	Mean	Med.	Mode	Std Dev	N	Mean	Pct Rnk	N	Mean	Pct Rnk
Q21 The instructor treated students with respect.	0	0	0	0	0	1	8	9	6.9	7	7	.31	92	6.6	58	2K	6.6	62

Responses: [SD] Strongly Disagree=1 [0] 0=2 [0] 0=3 [0] 0=4 [0] 0=5 [0] 0=6 [SA] Strongly Agree=7
Pct Rnk: Percentile Rank (100 is best, calculated vs. precise Mean)

Q22 - Please explain or comment on the question above.

Faculty:	Bridget Roosa
Response Rate:	22.22% (2 of 9)
1	She is so friendly and respectful!
2	Despite working towards a higher level of dance experience, she always is positive and complimentary to everyone.



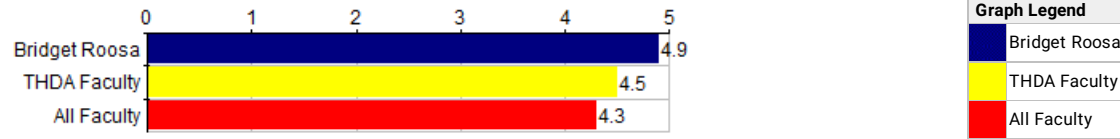
Graph Legend	
■	Bridget Roosa
■	THDA Faculty
■	All Faculty

Instructor Questions General Instructor Questions	Bridget Roosa											--- Survey Comparisons ---						
	Responses							Individual				THDA			All			
	SD	0	0	0	0	0	SA	N	Mean	Med.	Mode	Std Dev	N	Mean	Pct Rnk	N	Mean	Pct Rnk
Q23 The instructor clearly defined how assignments would be evaluated.	0	0	0	0	0	1	8	9	6.9	7	7	.31	91	6.3	92	2K	6.1	92

Responses: [SD] Strongly Disagree=1 [0] 0=2 [0] 0=3 [0] 0=4 [0] 0=5 [0] 0=6 [SA] Strongly Agree=7
Pct Rnk: Percentile Rank (100 is best, calculated vs. precise Mean)

Q24 - Please explain or comment on the question above.

Faculty:	Bridget Roosa
Response Rate:	11.11% (1 of 9)
1	I was scared about our final evaluation, but our professor made it clear how we would be evaluated and it was a great learning experience!



Instructor Questions General Instructor Questions		Bridget Roosa										--- Survey Comparisons ---					
		Responses					Individual					THDA			All		
		U	P	G	VG	E	N	Mean	Med.	Mode	Std Dev	N	Mean	Pct Rnk	N	Mean	Pct Rnk
Q25	Overall rating of the teaching of the course.	0	0	0	1	8	9	4.9	5	5	.31	93	4.5	75	2K	4.3	87

Responses: [U] unsatisfactory=1 [P] poor=2 [G] good=3 [VG] very good=4 [E] excellent=5
Pct Rnk: Percentile Rank (100 is best, calculated vs. precise Mean)

Q26 - Please explain or comment on the question above.

Faculty:	Bridget Roosa
Response Rate:	22.22% (2 of 9)
1	I loved coming to class, even when I knew we would approach a difficult combination or tricky movement. She takes her position very seriously and puts a lot of thought into movement. Yay dance!
2	Bridget is great. You should probably give her a raise.