


Course:	DAN-311 A - Advanced Ballet	Department:	THDA
Responsible Faculty:	Bridget Roosa	Responses / Expected:	6 / 8 (75%)
Overall Mean:	6.3 Strong Disagreement to Strong Agree (54 responses) 4.7 unsatisfactory to excellent (12 responses) 2.7 Class year (6 responses) 2.0 Reason for taking course (6 responses)		


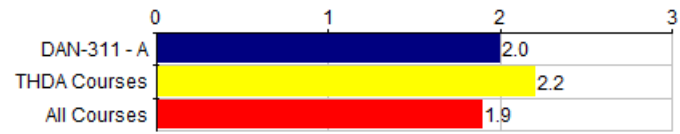


Student Demographics Student Year/Course Selection	DAN-311 - A												--- Survey Comparisons ---					
	Responses						Course						THDA			All		
	FY	S	J	S	MAT	P	N	Mean	Med.	Mode	Std Dev	N	Mean	Pct Rnk	N	Mean	Pct Rnk	
Q1 What is your class year?	1	2	1	2	0	0	6	2.7	2.5	2.4	1.11	89	2.4	72	1.9K	2.3	65	

Responses: [FY] first year=1 [S] sophomore=2 [J] junior=3 [S] senior=4 [MAT] MAT=5 [P] PBPM=6
Pct Rnk: Percentile Rank (100 is best, calculated vs. precise Mean)

Q2 - If your class year is other, please specify.

Response Rate: No participants responded to this question. (0 of 6)

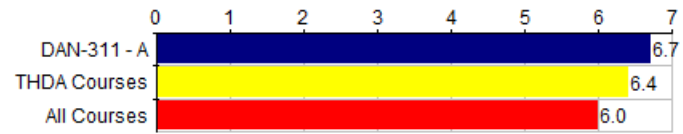


Student Demographics Student Year/Course Selection	DAN-311 - A								--- Survey Comparisons ---					
	Responses				Course				THDA			All		
	ADR	AMR	AE	N	Mean	Med.	Mode	Std Dev	N	Mean	Pct Rnk	N	Mean	Pct Rnk
Q3 I took this course as:	0	6	0	6	2.0	2	2	0	87	2.2	33	1.9K	1.9	53

Responses: [ADR] a distributional requirement=1 [AMR] a major/minor requirement=2 [AE] an elective=3
Pct Rnk: Percentile Rank (100 is best, calculated vs. precise Mean)

Q4 - If the reason you took the course is other, please explain.

Response Rate: No participants responded to this question. (0 of 6)



Graph Legend	
■	DAN-311 - A
■	THDA Courses
■	All Courses

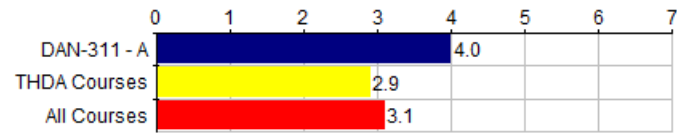
Course Questions General Questions	DAN-311 - A												--- Survey Comparisons ---																
	Responses							Course					THDA			All													
	SD	0	0	0	0	0	SA	N	Mean	Med.	Mode	Std Dev	N	Mean	Pct Rnk	N	Mean	Pct Rnk											
Q5	There were aspects of the course that were especially effective in helping you learn.											0	0	0	0	0	2	4	6	6.7	7	7	.47	92	6.4	72	2K	6.0	80

Responses: [SD] Strongly Disagree=1 [0] 0=2 [0] 0=3 [0] 0=4 [0] 0=5 [0] 0=6 [SA] Strongly Agree=7
Pct Rnk: Percentile Rank (100 is best, calculated vs. precise Mean)

Q6 - Please explain or comment on the question above .

Response Rate: 33.33% (2 of 6)

1	The moments in class when we were able to just smile and enjoy this form of movement for what it is, versus internally categorizing it as the dreaded Ballet were the most effective. Particularly the day when the music wouldn't play on the sound system and so sang the "Beauty and the Beast " song with "harmonies" hahah!! Amazing!
2	Ballet is often an internal struggle, but this course forced us to gravitate away from ourselves and participate more objectively.



Graph Legend	
■	DAN-311 - A
■	THDA Courses
■	All Courses


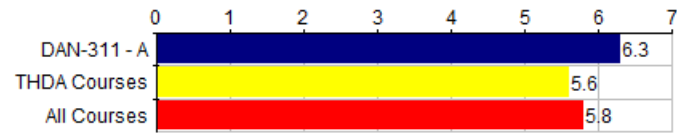
Course Questions General Questions	DAN-311 - A											--- Survey Comparisons ---																	
	Responses							Course				THDA			All														
	SD	0	0	0	0	0	SA	N	Mean	Med.	Mode	Std Dev	N	Mean	Pct Rnk	N	Mean	Pct Rnk											
Q7	There were aspects of the course that were not effective in helping you learn.											2	0	0	1	1	1	1	6	4.0	4.5	1	2.31	90	2.9	81	1.9K	3.1	81

Responses: [SD] Strongly Disagree=1 [0] 0=2 [0] 0=3 [0] 0=4 [0] 0=5 [0] 0=6 [SA] Strongly Agree=7
Pct Rnk: Percentile Rank (100 is best, calculated vs. precise Mean)

Q8 - Please explain or comment on the question above.

Response Rate: 33.33% (2 of 6)

1	Nope, everything was a challenge and effective.
2	My own measure of self worth based on my performance in class.



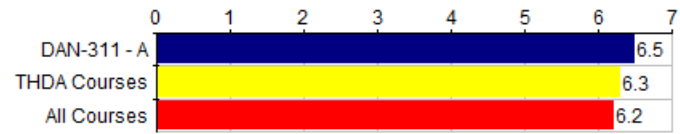
Course Questions General Questions	DAN-311 - A											--- Survey Comparisons ---						
	Responses							Course				THDA			All			
	SD	0	0	0	0	0	SA	N	Mean	Med.	Mode	Std Dev	N	Mean	Pct Rnk	N	Mean	Pct Rnk
Q9 This course was intellectually challenging.	0	0	0	1	0	1	4	6	6.3	7	7	1.11	89	5.6	81	2K	5.8	66

Responses: [SD] Strongly Disagree=1 [0] 0=2 [0] 0=3 [0] 0=4 [0] 0=5 [0] 0=6 [SA] Strongly Agree=7
Pct Rnk: Percentile Rank (100 is best, calculated vs. precise Mean)

Q10 - Please explain or comment on the question above.

Response Rate: 50.00% (3 of 6)

1	Yes, and intellectually challenging in a way that the science, math, poli sci, history, psych and other departments could not understand. It takes one form of intellect to analyze and synthesize information, but another to do both of those in a heartbeat and then translate that information given to us by the choreographer into our bodies, and then to our emotions.
2	The final evaluation required us to tailor movement to our abilities, which I found challenged me intellectually.
3	I did feel like my mind and body were challenged and that I was able to rise to the challenge.



Graph Legend	
■	DAN-311 - A
■	THDA Courses
■	All Courses

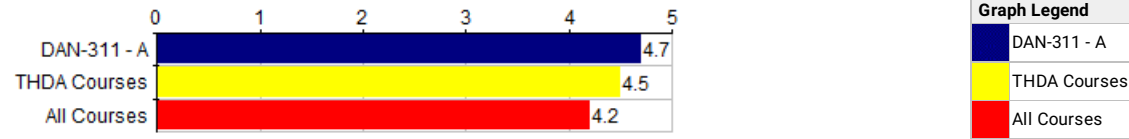
Course Questions General Questions	DAN-311 - A											--- Survey Comparisons ---							
	Responses						Course					THDA			All				
	SD	0	0	0	0	SA	N	Mean	Med.	Mode	Std Dev	N	Mean	Pct Rnk	N	Mean	Pct Rnk		
Q11	I made positive contributions to this course (for example, preparing for class, attending class regularly, participating in class discussions, and listening to others).	0	0	0	0	1	1	4	6	6.5	7	7	.76	93	6.3	42	2K	6.2	71

Responses: [SD] Strongly Disagree=1 [0] 0=2 [0] 0=3 [0] 0=4 [0] 0=5 [0] 0=6 [SA] Strongly Agree=7
Pct Rnk: Percentile Rank (100 is best, calculated vs. precise Mean)

Q12 - Please explain or comment on the question above.

Response Rate: 50.00% (3 of 6)

1	When asked about an idea or concept, I responded and listened to other's thoughts.
2	I certainly tried, sometimes I feel uncomfortable around some of the people in the class though.
3	I believe so.



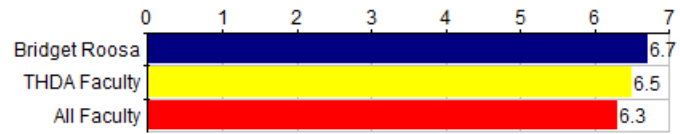
Course Questions General Questions	DAN-311 - A											--- Survey Comparisons ---					
	Responses						Course					THDA			All		
	U	P	G	VG	E	N	Mean	Med.	Mode	Std Dev	N	Mean	Pct Rnk	N	Mean	Pct Rnk	
Q13 Overall rating of the course.	0	0	0	2	4	6	4.7	5	5	.47	93	4.5	53	2K	4.2	79	

Responses: [U] unsatisfactory=1 [P] poor=2 [G] good=3 [VG] very good=4 [E] excellent=5
Pct Rnk: Percentile Rank (100 is best, calculated vs. precise Mean)

Q14 - Please explain or comment on the question above.

Response Rate: 16.67% (1 of 6)

1 Despite the fact that ballet is not my favorite of the disciplines I loved this course, and the challenge of it all.



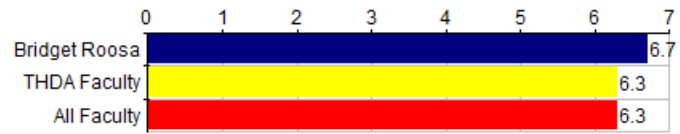
Graph Legend	
■	Bridget Roosa
■	THDA Faculty
■	All Faculty

Instructor Questions General Instructor Questions		Bridget Roosa											--- Survey Comparisons ---						
		Responses						Individual					THDA			All			
		SD	0	0	0	0	0	SA	N	Mean	Med.	Mode	Std Dev	N	Mean	Pct Rnk	N	Mean	Pct Rnk
Q15	The instructor defined the plan for the course, including what was required of students (for example, stated the plan for the course in the syllabus, in the class).	0	0	0	0	0	2	4	6	6.7	7	7	.47	93	6.5	53	2K	6.3	62

Responses: [SD] Strongly Disagree=1 [0] 0=2 [0] 0=3 [0] 0=4 [0] 0=5 [0] 0=6 [SA] Strongly Agree=7
Pct Rnk: Percentile Rank (100 is best, calculated vs. precise Mean)

Q16 - Please explain or comment on the question above.

Faculty:	Bridget Roosa
Response Rate:	16.67% (1 of 6)
1	Our syllabus was very clear and our assignments were well discussed, there was not a day that wasn't planned and well-executed.



Graph Legend	
■	Bridget Roosa
■	THDA Faculty
■	All Faculty

Instructor Questions General Instructor Questions		Bridget Roosa											--- Survey Comparisons ---						
		Responses						Individual					THDA			All			
		SD	0	0	0	0	0	SA	N	Mean	Med.	Mode	Std Dev	N	Mean	Pct Rnk	N	Mean	Pct Rnk
Q17	The instructor was available to students outside of class (for example, held office hours, responded to emails and other student efforts to contact the instructor).	0	0	0	0	0	2	4	6	6.7	7	7	.47	86	6.3	50	1.9K	6.3	62

Responses: [SD] Strongly Disagree=1 [0] 0=2 [0] 0=3 [0] 0=4 [0] 0=5 [0] 0=6 [SA] Strongly Agree=7
Pct Rnk: Percentile Rank (100 is best, calculated vs. precise Mean)

Q18 - Please explain or comment on the question above.

Faculty:	Bridget Roosa
Response Rate:	33.33% (2 of 6)
1	YES! Bridget is one of the few professors on campus who would jump through fire to look after her dancers, and it is her devotion to us and our company that makes us want to do the same in return, and is the reason why our company's bond is so tight.
2	Always



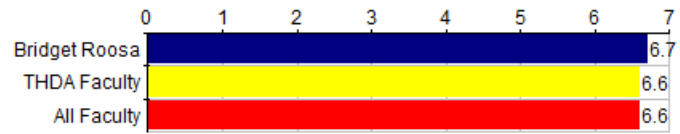
Graph Legend	
■	Bridget Roosa
■	THDA Faculty
■	All Faculty

Instructor Questions General Instructor Questions		Bridget Roosa											--- Survey Comparisons ---						
		Responses							Individual				THDA			All			
		SD	0	0	0	0	0	SA	N	Mean	Med.	Mode	Std Dev	N	Mean	Pct Rnk	N	Mean	Pct Rnk
Q19	The instructor clarified material that required further explanation (for example, listened to questions, responded to students).	0	0	0	0	1	1	4	6	6.5	7	7	.76	91	6.6	31	2K	6.3	49

Responses: [SD] Strongly Disagree=1 [0] 0=2 [0] 0=3 [0] 0=4 [0] 0=5 [0] 0=6 [SA] Strongly Agree=7
Pct Rnk: Percentile Rank (100 is best, calculated vs. precise Mean)

Q20 - Please explain or comment on the question above.

Faculty:	Bridget Roosa
Response Rate:	16.67% (1 of 6)
1	Always



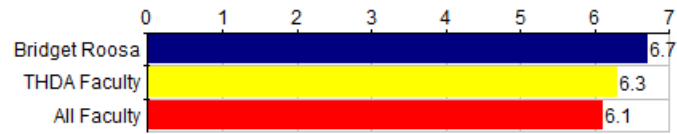
Graph Legend	
■	Bridget Roosa
■	THDA Faculty
■	All Faculty

Instructor Questions General Instructor Questions		Bridget Roosa											--- Survey Comparisons ---						
		Responses						Individual					THDA			All			
		SD	0	0	0	0	0	SA	N	Mean	Med.	Mode	Std Dev	N	Mean	Pct Rnk	N	Mean	Pct Rnk
Q21	The instructor treated students with respect.	0	0	0	0	0	2	4	6	6.7	7	7	.47	92	6.6	33	2K	6.6	37

Responses: [SD] Strongly Disagree=1 [0] 0=2 [0] 0=3 [0] 0=4 [0] 0=5 [0] 0=6 [SA] Strongly Agree=7
Pct Rnk: Percentile Rank (100 is best, calculated vs. precise Mean)

Q22 - Please explain or comment on the question above.

Faculty:	Bridget Roosa
Response Rate:	16.67% (1 of 6)
1	Always



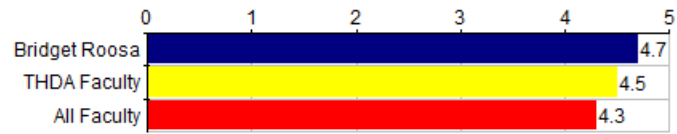
Graph Legend	
■	Bridget Roosa
■	THDA Faculty
■	All Faculty

Instructor Questions General Instructor Questions	Bridget Roosa											--- Survey Comparisons ---						
	Responses							Individual				THDA			All			
	SD	0	0	0	0	0	SA	N	Mean	Med.	Mode	Std Dev	N	Mean	Pct Rnk	N	Mean	Pct Rnk
Q23 The instructor clearly defined how assignments would be evaluated.	0	0	0	0	0	2	4	6	6.7	7	7	.47	91	6.3	75	2K	6.1	84

Responses: [SD] Strongly Disagree=1 [0] 0=2 [0] 0=3 [0] 0=4 [0] 0=5 [0] 0=6 [SA] Strongly Agree=7
Pct Rnk: Percentile Rank (100 is best, calculated vs. precise Mean)

Q24 - Please explain or comment on the question above.

Faculty:	Bridget Roosa
Response Rate:	33.33% (2 of 6)
1	Always
2	Although, I know it's more work, the eval sheets we used to do with notes were always helpful to me, especially when I had a partner to watch such as for the variation!



Graph Legend	
■	Bridget Roosa
■	THDA Faculty
■	All Faculty

Instructor Questions General Instructor Questions		Bridget Roosa										--- Survey Comparisons ---					
		Responses					Individual					THDA			All		
		U	P	G	VG	E	N	Mean	Med.	Mode	Std Dev	N	Mean	Pct Rnk	N	Mean	Pct Rnk
Q25	Overall rating of the teaching of the course.	0	0	0	2	4	6	4.7	5	5	.47	93	4.5	47	2K	4.3	70

Responses: [U] unsatisfactory=1 [P] poor=2 [G] good=3 [VG] very good=4 [E] excellent=5
Pct Rnk: Percentile Rank (100 is best, calculated vs. precise Mean)

Q26 - Please explain or comment on the question above.

Faculty:	Bridget Roosa
Response Rate:	33.33% (2 of 6)
1	YAY DANCE!!!!
2	I really enjoy ballet classes here. I feel productive and challenged, yet freedom in my movement.