


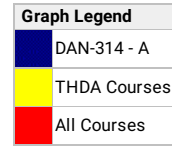
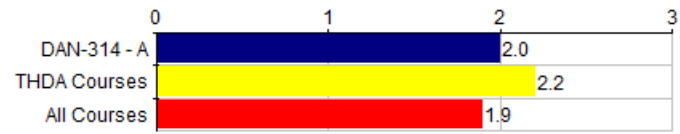
Course:	DAN-314 A - Dance Performance	Department:	THDA
Responsible Faculty:	Bridget Roosa	Responses / Expected:	4 / 7 (57.14%)
Overall Mean:	6.1 Strong Disagreement to Strong Agree (35 responses) 4.5 unsatisfactory to excellent (8 responses) 2.5 Class year (4 responses) 2.0 Reason for taking course (4 responses)		



Student Demographics Student Year/Course Selection	DAN-314 - A												--- Survey Comparisons ---				
	Responses						Course						THDA			All	
	FY	S	J	S	MAT	P	N	Mean	Med.	Mode	Std Dev	N	Mean	Pct Rnk	N	Mean	Pct Rnk
Q1 What is your class year?	0	2	2	0	0	0	4	2.5	2.5	2,3	.50	89	2.4	53	1.9K	2.3	53

Responses: [FY] first year=1 [S] sophomore=2 [J] junior=3 [S] senior=4 [MAT] MAT=5 [P] PBPM=6
Pct Rnk: Percentile Rank (100 is best, calculated vs. precise Mean)

Q2 - If your class year is other, please specify.	
Response Rate:	No participants responded to this question. (0 of 4)

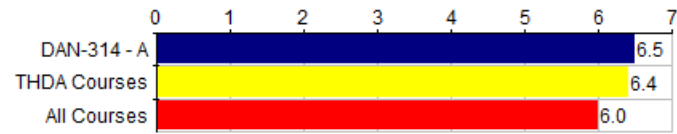


Student Demographics Student Year/Course Selection	DAN-314 - A								--- Survey Comparisons ---					
	Responses				Course				THDA			All		
	ADR	AMR	AE	N	Mean	Med.	Mode	Std Dev	N	Mean	Pct Rnk	N	Mean	Pct Rnk
Q3 I took this course as:	0	4	0	4	2.0	2	2	0	87	2.2	33	1.9K	1.9	53

Responses: [ADR] a distributional requirement=1 [AMR] a major/minor requirement=2 [AE] an elective=3
Pct Rnk: Percentile Rank (100 is best, calculated vs. precise Mean)

Q4 - If the reason you took the course is other, please explain.

Response Rate: No participants responded to this question. (0 of 4)



Graph Legend	
■	DAN-314 - A
■	THDA Courses
■	All Courses

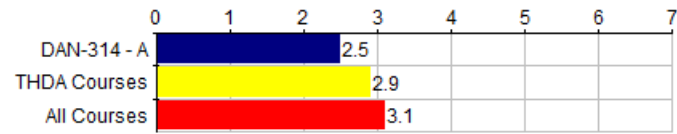
Course Questions General Questions	DAN-314 - A												--- Survey Comparisons ---																	
	Responses							Course					THDA			All														
	SD	0	0	0	0	0	SA	N	Mean	Med.	Mode	Std Dev	N	Mean	Pct Rnk	N	Mean	Pct Rnk												
Q5	There were aspects of the course that were especially effective in helping you learn.												0	0	0	0	0	2	2	4	6.5	6.5	6,7	.50	92	6.4	50	2K	6.0	66

Responses: [SD] Strongly Disagree=1 [0] 0=2 [0] 0=3 [0] 0=4 [0] 0=5 [0] 0=6 [SA] Strongly Agree=7
Pct Rnk: Percentile Rank (100 is best, calculated vs. precise Mean)

Q6 - Please explain or comment on the question above .

Response Rate: 50.00% (2 of 4)

1	like working on our resumes and talking about our progress in the dance world and company.
2	Having us complete a dance resume, not only helped me in seeing how outdated mine already was, but also informed me of the what was required for a dance resume specifically.

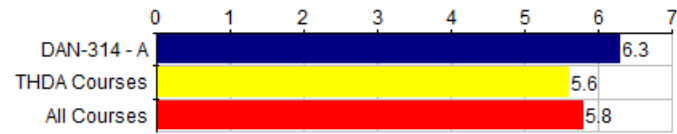


Graph Legend	
■	DAN-314 - A
■	THDA Courses
■	All Courses

Course Questions General Questions	DAN-314 - A											--- Survey Comparisons ---																	
	Responses							Course				THDA			All														
	SD	0	0	0	0	0	SA	N	Mean	Med.	Mode	Std Dev	N	Mean	Pct Rnk	N	Mean	Pct Rnk											
Q7	There were aspects of the course that were not effective in helping you learn.											3	0	0	0	0	0	1	4	2.5	1	1	2.60	90	2.9	42	1.9K	3.1	31

Responses: [SD] Strongly Disagree=1 [0] 0=2 [0] 0=3 [0] 0=4 [0] 0=5 [0] 0=6 [SA] Strongly Agree=7
Pct Rnk: Percentile Rank (100 is best, calculated vs. precise Mean)

Q8 - Please explain or comment on the question above.	
Response Rate:	50.00% (2 of 4)
1	people coming in late, not being prepared, and then trying to contribute to the discussion but not knowing what is going on and end up rambling on and on!
2	Nope.



Graph Legend	
■	DAN-314 - A
■	THDA Courses
■	All Courses

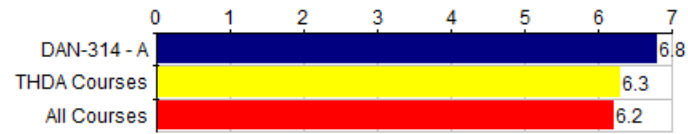
Course Questions General Questions	DAN-314 - A											--- Survey Comparisons ---						
	Responses							Course				THDA			All			
	SD	0	0	0	0	0	SA	N	Mean	Med.	Mode	Std Dev	N	Mean	Pct Rnk	N	Mean	Pct Rnk
Q9 This course was intellectually challenging.	0	0	0	0	1	1	2	4	6.3	6.5	7	.83	89	5.6	75	2K	5.8	63

Responses: [SD] Strongly Disagree=1 [0] 0=2 [0] 0=3 [0] 0=4 [0] 0=5 [0] 0=6 [SA] Strongly Agree=7
Pct Rnk: Percentile Rank (100 is best, calculated vs. precise Mean)

Q10 - Please explain or comment on the question above.

Response Rate: 25.00% (1 of 4)

1 I had to re assess what needed to be done with my resume, and through analyzing our performances it allowed me to understand which people in our company have truly grown technically and artistically



Graph Legend	
■	DAN-314 - A
■	THDA Courses
■	All Courses

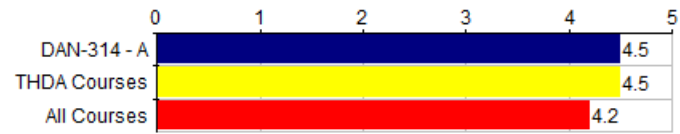
Course Questions General Questions	DAN-314 - A											--- Survey Comparisons ---						
	Responses						Course					THDA			All			
	SD	0	0	0	0	SA	N	Mean	Med.	Mode	Std Dev	N	Mean	Pct Rnk	N	Mean	Pct Rnk	
Q11	I made positive contributions to this course (for example, preparing for class, attending class regularly, participating in class discussions, and listening to others).	0	0	0	0	1	3	4	6.8	7	7	.43	93	6.3	61	2K	6.2	86

Responses: [SD] Strongly Disagree=1 [0] 0=2 [0] 0=3 [0] 0=4 [0] 0=5 [0] 0=6 [SA] Strongly Agree=7
Pct Rnk: Percentile Rank (100 is best, calculated vs. precise Mean)

Q12 - Please explain or comment on the question above.

Response Rate: 50.00% (2 of 4)

1	I was on time to the class meeting and ready to participate, I also brought all materials to class and made attempts to the conversation.
2	I believe so



Graph Legend	
■	DAN-314 - A
■	THDA Courses
■	All Courses

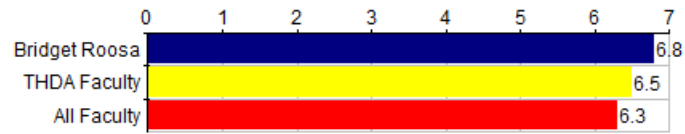
Course Questions General Questions	DAN-314 - A											--- Survey Comparisons ---					
	Responses						Course					THDA			All		
	U	P	G	VG	E	N	Mean	Med.	Mode	Std Dev	N	Mean	Pct Rnk	N	Mean	Pct Rnk	
Q13 Overall rating of the course.	0	0	1	0	3	4	4.5	5	5	.87	93	4.5	42	2K	4.2	67	

Responses: [U] unsatisfactory=1 [P] poor=2 [G] good=3 [VG] very good=4 [E] excellent=5
Pct Rnk: Percentile Rank (100 is best, calculated vs. precise Mean)

Q14 - Please explain or comment on the question above.

Response Rate: 25.00% (1 of 4)

1 It was incredibly helpful



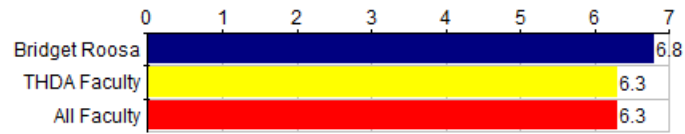
Graph Legend	
■	Bridget Roosa
■	THDA Faculty
■	All Faculty

Instructor Questions General Instructor Questions		Bridget Roosa											--- Survey Comparisons ---						
		Responses						Individual					THDA			All			
		SD	0	0	0	0	0	SA	N	Mean	Med.	Mode	Std Dev	N	Mean	Pct Rnk	N	Mean	Pct Rnk
Q15	The instructor defined the plan for the course, including what was required of students (for example, stated the plan for the course in the syllabus, in the class).	0	0	0	0	0	1	3	4	6.8	7	7	.43	93	6.5	69	2K	6.3	71

Responses: [SD] Strongly Disagree=1 [0] 0=2 [0] 0=3 [0] 0=4 [0] 0=5 [0] 0=6 [SA] Strongly Agree=7
Pct Rnk: Percentile Rank (100 is best, calculated vs. precise Mean)

Q16 - Please explain or comment on the question above.

Faculty:	Bridget Roosa
Response Rate:	25.00% (1 of 4)
1	Always



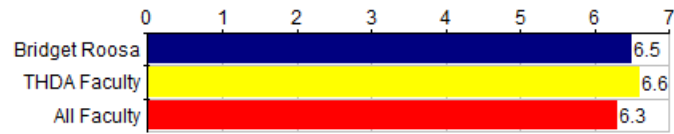
Graph Legend	
■	Bridget Roosa
■	THDA Faculty
■	All Faculty

Instructor Questions General Instructor Questions		Bridget Roosa											--- Survey Comparisons ---					
		Responses					Individual						THDA			All		
		SD	0	0	0	0	SA	N	Mean	Med.	Mode	Std Dev	N	Mean	Pct Rnk	N	Mean	Pct Rnk
Q17	The instructor was available to students outside of class (for example, held office hours, responded to emails and other student efforts to contact the instructor).	0	0	0	0	1	3	4	6.8	7	7	.43	86	6.3	58	1.9K	6.3	70

Responses: [SD] Strongly Disagree=1 [0] 0=2 [0] 0=3 [0] 0=4 [0] 0=5 [0] 0=6 [SA] Strongly Agree=7
Pct Rnk: Percentile Rank (100 is best, calculated vs. precise Mean)

Q18 - Please explain or comment on the question above.

Faculty:	Bridget Roosa
Response Rate:	50.00% (2 of 4)
1	very good at replying to emails in a timely fashion and answering any questions clearly.
2	Always



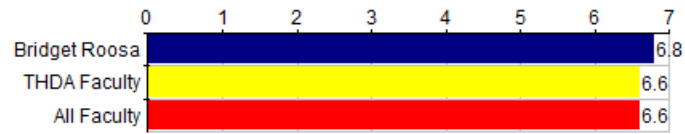
Graph Legend	
■	Bridget Roosa
■	THDA Faculty
■	All Faculty

Instructor Questions General Instructor Questions		Bridget Roosa											--- Survey Comparisons ---						
		Responses							Individual				THDA			All			
		SD	0	0	0	0	0	SA	N	Mean	Med.	Mode	Std Dev	N	Mean	Pct Rnk	N	Mean	Pct Rnk
Q19	The instructor clarified material that required further explanation (for example, listened to questions, responded to students).	0	0	0	0	1	0	3	4	6.5	7	7	.87	91	6.6	31	2K	6.3	49

Responses: [SD] Strongly Disagree=1 [0] 0=2 [0] 0=3 [0] 0=4 [0] 0=5 [0] 0=6 [SA] Strongly Agree=7
Pct Rnk: Percentile Rank (100 is best, calculated vs. precise Mean)

Q20 - Please explain or comment on the question above.

Faculty:	Bridget Roosa
Response Rate:	25.00% (1 of 4)
1	Always



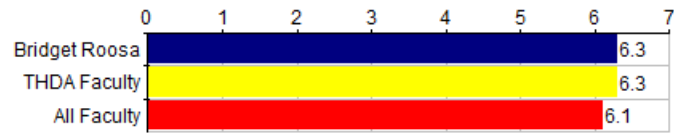
Graph Legend	
■	Bridget Roosa
■	THDA Faculty
■	All Faculty

Instructor Questions General Instructor Questions	Bridget Roosa											--- Survey Comparisons ---						
	Responses							Individual				THDA			All			
	SD	0	0	0	0	0	SA	N	Mean	Med.	Mode	Std Dev	N	Mean	Pct Rnk	N	Mean	Pct Rnk
Q21 The instructor treated students with respect.	0	0	0	0	0	1	3	4	6.8	7	7	.43	92	6.6	50	2K	6.6	44

Responses: [SD] Strongly Disagree=1 [0] 0=2 [0] 0=3 [0] 0=4 [0] 0=5 [0] 0=6 [SA] Strongly Agree=7
Pct Rnk: Percentile Rank (100 is best, calculated vs. precise Mean)

Q22 - Please explain or comment on the question above.

Faculty:	Bridget Roosa
Response Rate:	25.00% (1 of 4)
1	Yes. Always



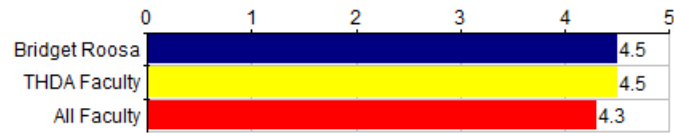
Graph Legend	
■	Bridget Roosa
■	THDA Faculty
■	All Faculty

Instructor Questions General Instructor Questions		Bridget Roosa											--- Survey Comparisons ---						
		Responses							Individual				THDA			All			
		SD	0	0	0	0	0	SA	N	Mean	Med.	Mode	Std Dev	N	Mean	Pct Rnk	N	Mean	Pct Rnk
Q23	The instructor clearly defined how assignments would be evaluated.	0	0	0	0	1	0	2	3	6.3	7	7	.94	91	6.3	47	2K	6.1	58

Responses: [SD] Strongly Disagree=1 [0] 0=2 [0] 0=3 [0] 0=4 [0] 0=5 [0] 0=6 [SA] Strongly Agree=7
Pct Rnk: Percentile Rank (100 is best, calculated vs. precise Mean)

Q24 - Please explain or comment on the question above.

Faculty:	Bridget Roosa
Response Rate:	25.00% (1 of 4)
1	Our syllabus was definitely clear



Graph Legend	
■	Bridget Roosa
■	THDA Faculty
■	All Faculty

Instructor Questions General Instructor Questions		Bridget Roosa										--- Survey Comparisons ---					
		Responses					Individual					THDA			All		
		U	P	G	VG	E	N	Mean	Med.	Mode	Std Dev	N	Mean	Pct Rnk	N	Mean	Pct Rnk
Q25	Overall rating of the teaching of the course.	0	0	1	0	3	4	4.5	5	5	.87	93	4.5	33	2K	4.3	53

Responses: [U] unsatisfactory=1 [P] poor=2 [G] good=3 [VG] very good=4 [E] excellent=5
Pct Rnk: Percentile Rank (100 is best, calculated vs. precise Mean)

Q26 - Please explain or comment on the question above.

Faculty:	Bridget Roosa
Response Rate:	50.00% (2 of 4)
1	However, I hope people who came in late to class meetings or turned in assignments late were penalized because I don't feel like that's fare to the people who are on time and work hard to turn in assignments completed and on time.
2	Again! Again!