


Course:	DAN-212 A - Intermediate Modern Dance	Department:	THDA
Responsible Faculty:	Bridget Roosa	Responses / Expected:	4 / 11 (36.36%)
Overall Mean:	6.2 Strong Disagreement to Strong Agree (36 responses) 5.0 unsatisfactory to excellent (8 responses) 2.3 Reason for taking course (4 responses) 1.3 Class year (3 responses)		



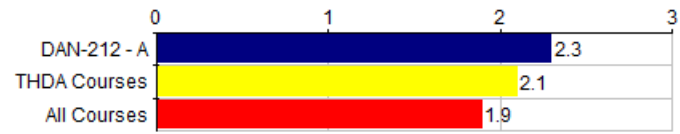
Student Demographics Student Year/Course Selection	DAN-212 - A												--- Survey Comparisons ---				
	Responses						Course						THDA			All	
	FY	S	J	S	MAT	P	N	Mean	Med.	Mode	Std Dev	N	Mean	Pct Rnk	N	Mean	Pct Rnk
Q1 What is your class year?	2	1	0	0	0	0	3	1.3	1	1	.47	75	2.2	13	1.8K	2.4	9

Responses: [FY] first year=1 [S] sophomore=2 [J] junior=3 [S] senior=4 [MAT] MAT=5 [P] PBPM=6
Pct Rnk: Percentile Rank (100 is best, calculated vs. precise Mean)

Q2 - If your class year is other, please specify.

Response Rate: 25.00% (1 of 4)

1 exchange



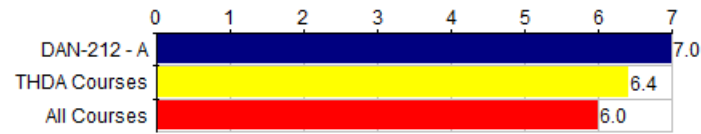
Graph Legend	
■	DAN-212 - A
■	THDA Courses
■	All Courses

Student Demographics Student Year/Course Selection	DAN-212 - A								--- Survey Comparisons ---					
	Responses				Course				THDA			All		
	ADR	AMR	AE	N	Mean	Med.	Mode	Std Dev	N	Mean	Pct Rnk	N	Mean	Pct Rnk
Q3 I took this course as:	0	3	1	4	2.3	2	2	.43	74	2.1	78	1.7K	1.9	78

Responses: [ADR] a distributional requirement=1 [AMR] a major/minor requirement=2 [AE] an elective=3
Pct Rnk: Percentile Rank (100 is best, calculated vs. precise Mean)

Q4 - If the reason you took the course is other, please explain.

Response Rate: No participants responded to this question. (0 of 4)



Graph Legend	
■	DAN-212 - A
■	THDA Courses
■	All Courses

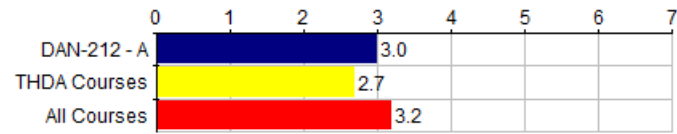
Course Questions General Questions	DAN-212 - A												--- Survey Comparisons ---					
	Responses							Course					THDA			All		
	SD	0	0	0	0	0	SA	N	Mean	Med.	Mode	Std Dev	N	Mean	Pct Rnk	N	Mean	Pct Rnk
Q5	There were aspects of the course that were especially effective in helping you learn.																	
	0	0	0	0	0	0	4	4	7.0	7	7	0	78	6.4	75	1.8K	6.0	93

Responses: [SD] Strongly Disagree=1 [0] 0=2 [0] 0=3 [0] 0=4 [0] 0=5 [0] 0=6 [SA] Strongly Agree=7
Pct Rnk: Percentile Rank (100 is best, calculated vs. precise Mean)

Q6 - Please explain or comment on the question above .

Response Rate: 25.00% (1 of 4)

1	video day I liked talking about our final and what it meant to us.
---	---

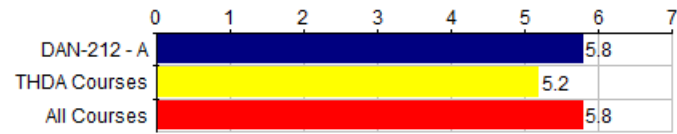


Graph Legend	
■	DAN-212 - A
■	THDA Courses
■	All Courses

Course Questions General Questions	DAN-212 - A											--- Survey Comparisons ---																	
	Responses							Course				THDA			All														
	SD	0	0	0	0	0	SA	N	Mean	Med.	Mode	Std Dev	N	Mean	Pct Rnk	N	Mean	Pct Rnk											
Q7	There were aspects of the course that were not effective in helping you learn.											1	2	0	0	0	0	1	4	3.0	2	2	2.35	77	2.7	63	1.7K	3.2	48

Responses: [SD] Strongly Disagree=1 [0] 0=2 [0] 0=3 [0] 0=4 [0] 0=5 [0] 0=6 [SA] Strongly Agree=7
Pct Rnk: Percentile Rank (100 is best, calculated vs. precise Mean)

Q8 - Please explain or comment on the question above.
Response Rate: No participants responded to this question. (0 of 4)



Graph Legend	
■	DAN-212 - A
■	THDA Courses
■	All Courses

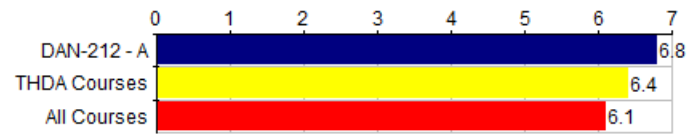
Course Questions General Questions	DAN-212 - A												--- Survey Comparisons ---					
	Responses							Course					THDA			All		
	SD	0	0	0	0	0	SA	N	Mean	Med.	Mode	Std Dev	N	Mean	Pct Rnk	N	Mean	Pct Rnk
Q9 This course was intellectually challenging.	0	0	1	0	0	1	2	4	5.8	6.5	7	1.64	74	5.2	72	1.7K	5.8	39

Responses: [SD] Strongly Disagree=1 [0] 0=2 [0] 0=3 [0] 0=4 [0] 0=5 [0] 0=6 [SA] Strongly Agree=7
Pct Rnk: Percentile Rank (100 is best, calculated vs. precise Mean)

Q10 - Please explain or comment on the question above.

Response Rate: 25.00% (1 of 4)

1 Before taking this class, I had never put so much thought into dance.



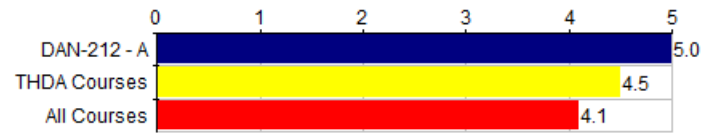
Graph Legend	
■	DAN-212 - A
■	THDA Courses
■	All Courses

Course Questions General Questions	DAN-212 - A												--- Survey Comparisons ---					
	Responses						Course						THDA			All		
	SD	0	0	0	0	0	SA	N	Mean	Med.	Mode	Std Dev	N	Mean	Pct Rnk	N	Mean	Pct Rnk
Q11 I made positive contributions to this course (for example, preparing for class, attending class regularly, participating in class discussions, and listening to others).	0	0	0	0	0	1	3	4	6.8	7	7	.43	77	6.4	72	1.8K	6.1	86

Responses: [SD] Strongly Disagree=1 [0] 0=2 [0] 0=3 [0] 0=4 [0] 0=5 [0] 0=6 [SA] Strongly Agree=7
Pct Rnk: Percentile Rank (100 is best, calculated vs. precise Mean)

Q12 - Please explain or comment on the question above.

Response Rate: No participants responded to this question. (0 of 4)



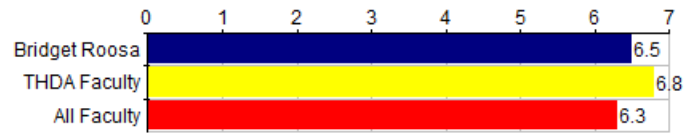
Graph Legend	
■	DAN-212 - A
■	THDA Courses
■	All Courses

Course Questions General Questions	DAN-212 - A											--- Survey Comparisons ---					
	Responses					Course						THDA			All		
	U	P	G	VG	E	N	Mean	Med.	Mode	Std Dev	N	Mean	Pct Rnk	N	Mean	Pct Rnk	
Q13 Overall rating of the course.	0	0	0	0	4	4	5.0	5	5	0	78	4.5	78	1.8K	4.1	93	

Responses: [U] unsatisfactory=1 [P] poor=2 [G] good=3 [VG] very good=4 [E] excellent=5
Pct Rnk: Percentile Rank (100 is best, calculated vs. precise Mean)

Q14 - Please explain or comment on the question above.

Response Rate: No participants responded to this question. (0 of 4)



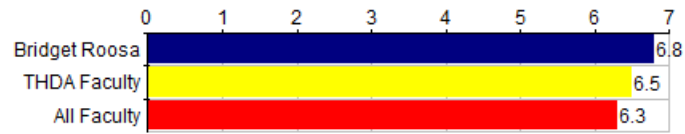
Graph Legend	
■	Bridget Roosa
■	THDA Faculty
■	All Faculty

Instructor Questions General Instructor Questions		Bridget Roosa											--- Survey Comparisons ---						
		Responses						Individual					THDA			All			
		SD	0	0	0	0	0	SA	N	Mean	Med.	Mode	Std Dev	N	Mean	Pct Rnk	N	Mean	Pct Rnk
Q15	The instructor defined the plan for the course, including what was required of students (for example, stated the plan for the course in the syllabus, in the class).	0	0	0	0	1	0	3	4	6.5	7	7	.87	78	6.8	16	1.8K	6.3	45

Responses: [SD] Strongly Disagree=1 [0] 0=2 [0] 0=3 [0] 0=4 [0] 0=5 [0] 0=6 [SA] Strongly Agree=7
Pct Rnk: Percentile Rank (100 is best, calculated vs. precise Mean)

Q16 - Please explain or comment on the question above.

Faculty:	Bridget Roosa
Response Rate:	25.00% (1 of 4)
1	Professor Roosa is very organized with her lesson plan. I like how all of the warm ups and combinations prepare our bodies for the final combination.



Graph Legend	
■	Bridget Roosa
■	THDA Faculty
■	All Faculty

Instructor Questions General Instructor Questions		Bridget Roosa											--- Survey Comparisons ---					
		Responses					Individual						THDA			All		
		SD	0	0	0	0	SA	N	Mean	Med.	Mode	Std Dev	N	Mean	Pct Rnk	N	Mean	Pct Rnk
Q17	The instructor was available to students outside of class (for example, held office hours, responded to emails and other student efforts to contact the instructor).	0	0	0	0	1	3	4	6.8	7	7	.43	72	6.5	53	1.8K	6.3	64

Responses: [SD] Strongly Disagree=1 [0] 0=2 [0] 0=3 [0] 0=4 [0] 0=5 [0] 0=6 [SA] Strongly Agree=7
Pct Rnk: Percentile Rank (100 is best, calculated vs. precise Mean)

Q18 - Please explain or comment on the question above.

Faculty:	Bridget Roosa
Response Rate:	25.00% (1 of 4)
1	I feel like I can talk to Professor Roosa about anything and everything.



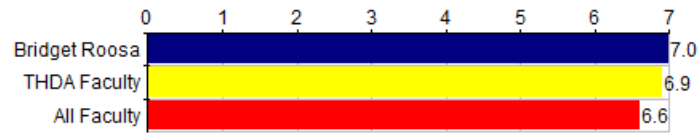
Graph Legend	
■	Bridget Roosa
■	THDA Faculty
■	All Faculty

Instructor Questions General Instructor Questions	Bridget Roosa											--- Survey Comparisons ---							
	Responses						Individual					THDA			All				
	SD	0	0	0	0	0	SA	N	Mean	Med.	Mode	Std Dev	N	Mean	Pct Rnk	N	Mean	Pct Rnk	
Q19	The instructor clarified material that required further explanation (for example, listened to questions, responded to students).	0	0	0	0	0	1	3	4	6.8	7	7	.43	77	6.6	47	1.8K	6.3	68

Responses: [SD] Strongly Disagree=1 [0] 0=2 [0] 0=3 [0] 0=4 [0] 0=5 [0] 0=6 [SA] Strongly Agree=7
Pct Rnk: Percentile Rank (100 is best, calculated vs. precise Mean)

Q20 - Please explain or comment on the question above.

Faculty:	Bridget Roosa
Response Rate:	25.00% (1 of 4)
1	Whenever someone has a question, she makes sure everyone listens so everyone can be on the same accord.



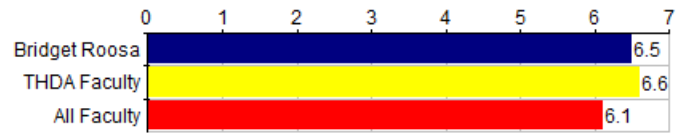
Graph Legend	
■	Bridget Roosa
■	THDA Faculty
■	All Faculty

Instructor Questions General Instructor Questions		Bridget Roosa											--- Survey Comparisons ---					
		Responses							Individual				THDA			All		
		SD	0	0	0	0	0	SA	N	Mean	Med.	Mode	Std Dev	N	Mean	Pct Rnk	N	Mean
Q21	The instructor treated students with respect.	0	0	0	0	0	4	4	7.0	7	7	0	78	6.9	69	1.8K	6.6	80

Responses: [SD] Strongly Disagree=1 [0] 0=2 [0] 0=3 [0] 0=4 [0] 0=5 [0] 0=6 [SA] Strongly Agree=7
Pct Rnk: Percentile Rank (100 is best, calculated vs. precise Mean)

Q22 - Please explain or comment on the question above.

Faculty:	Bridget Roosa
Response Rate:	No participants responded to this question. (0 of 4)



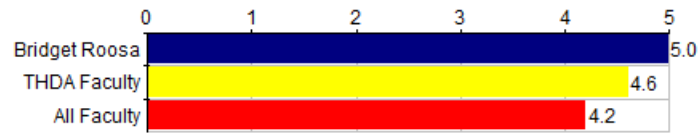
Graph Legend	
■	Bridget Roosa
■	THDA Faculty
■	All Faculty

Instructor Questions General Instructor Questions		Bridget Roosa											--- Survey Comparisons ---						
		Responses						Individual					THDA			All			
		SD	0	0	0	0	0	SA	N	Mean	Med.	Mode	Std Dev	N	Mean	Pct Rnk	N	Mean	Pct Rnk
Q23	The instructor clearly defined how assignments would be evaluated.	0	0	0	0	0	2	2	4	6.5	6.5	6,7	.50	77	6.6	28	1.8K	6.1	58

Responses: [SD] Strongly Disagree=1 [0] 0=2 [0] 0=3 [0] 0=4 [0] 0=5 [0] 0=6 [SA] Strongly Agree=7
Pct Rnk: Percentile Rank (100 is best, calculated vs. precise Mean)

Q24 - Please explain or comment on the question above.

Faculty:	Bridget Roosa
Response Rate:	No participants responded to this question. (0 of 4)



Graph Legend	
■	Bridget Roosa
■	THDA Faculty
■	All Faculty

Instructor Questions General Instructor Questions		Bridget Roosa										--- Survey Comparisons ---					
		Responses					Individual					THDA			All		
		U	P	G	VG	E	N	Mean	Med.	Mode	Std Dev	N	Mean	Pct Rnk	N	Mean	Pct Rnk
Q25	Overall rating of the teaching of the course.	0	0	0	0	4	4	5.0	5	5	0	78	4.6	78	1.8K	4.2	91

Responses: [U] unsatisfactory=1 [P] poor=2 [G] good=3 [VG] very good=4 [E] excellent=5
Pct Rnk: Percentile Rank (100 is best, calculated vs. precise Mean)

Q26 - Please explain or comment on the question above.

Faculty:	Bridget Roosa
Response Rate:	No participants responded to this question. (0 of 4)