


Course:	DAN-311 A - Advanced Ballet	Department:	THDA
Responsible Faculty:	Bridget Roosa	Responses / Expected:	3 / 9 (33.33%)
Overall Mean:	6.3 Strong Disagreement to Strong Agree (27 responses) 5.0 unsatisfactory to excellent (6 responses) 2.7 Class year (3 responses) 2.0 Reason for taking course (3 responses)		

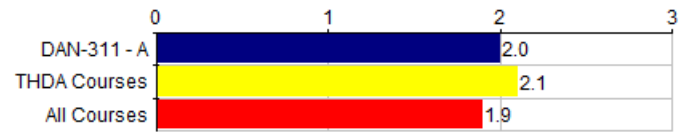


Student Demographics Student Year/Course Selection	DAN-311 - A												--- Survey Comparisons ---				
	Responses						Course						THDA			All	
	FY	S	J	S	MAT	P	N	Mean	Med.	Mode	Std Dev	N	Mean	Pct Rnk	N	Mean	Pct Rnk
Q1 What is your class year?	0	1	2	0	0	0	3	2.7	3	3	.47	75	2.2	59	1.8K	2.4	60

Responses: [FY] first year=1 [S] sophomore=2 [J] junior=3 [S] senior=4 [MAT] MAT=5 [P] PBPM=6
Pct Rnk: Percentile Rank (100 is best, calculated vs. precise Mean)

Q2 - If your class year is other, please specify.

Response Rate: No participants responded to this question. (0 of 3)



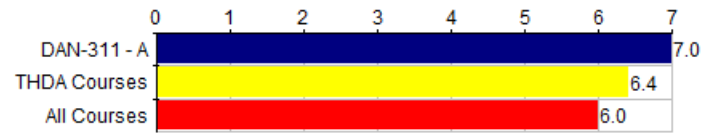
Graph Legend	
■	DAN-311 - A
■	THDA Courses
■	All Courses

Student Demographics Student Year/Course Selection	DAN-311 - A								--- Survey Comparisons ---					
	Responses			Course					THDA			All		
	ADR	AMR	AE	N	Mean	Med.	Mode	Std Dev	N	Mean	Pct Rnk	N	Mean	Pct Rnk
Q3 I took this course as:	0	3	0	3	2.0	2	2	0	74	2.1	53	1.7K	1.9	50

Responses: [ADR] a distributional requirement=1 [AMR] a major/minor requirement=2 [AE] an elective=3
Pct Rnk: Percentile Rank (100 is best, calculated vs. precise Mean)

Q4 - If the reason you took the course is other, please explain.

Response Rate: No participants responded to this question. (0 of 3)



Graph Legend	
■	DAN-311 - A
■	THDA Courses
■	All Courses

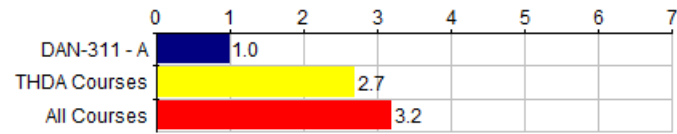
Course Questions General Questions	DAN-311 - A												--- Survey Comparisons ---					
	Responses							Course					THDA			All		
	SD	0	0	0	0	0	SA	N	Mean	Med.	Mode	Std Dev	N	Mean	Pct Rnk	N	Mean	Pct Rnk
Q5	There were aspects of the course that were especially effective in helping you learn.																	
	0	0	0	0	0	0	3	3	7.0	7	7	0	78	6.4	75	1.8K	6.0	93

Responses: [SD] Strongly Disagree=1 [0] 0=2 [0] 0=3 [0] 0=4 [0] 0=5 [0] 0=6 [SA] Strongly Agree=7
Pct Rnk: Percentile Rank (100 is best, calculated vs. precise Mean)

Q6 - Please explain or comment on the question above .

Response Rate: 66.67% (2 of 3)

1	I prefer the way we used our journals this year. I think it was more beneficial to see my comments from class to class knowing that they were only for my benefit.
2	I believe that the end of the year variations are the most effective in helping students learn. While they are unarguably difficult to watch, I cannot think of a better way for us to see both progress that has been made and progress that will be made.



Graph Legend	
■	DAN-311 - A
■	THDA Courses
■	All Courses

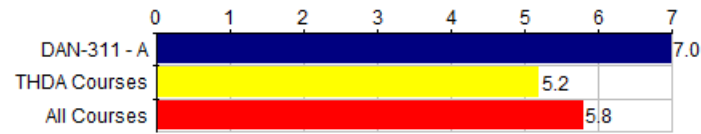
Course Questions General Questions	DAN-311 - A											--- Survey Comparisons ---																	
	Responses							Course				THDA			All														
	SD	0	0	0	0	0	SA	N	Mean	Med.	Mode	Std Dev	N	Mean	Pct Rnk	N	Mean	Pct Rnk											
Q7	There were aspects of the course that were not effective in helping you learn.											3	0	0	0	0	0	0	3	1.0	1	1	0	77	2.7	6	1.7K	3.2	2

Responses: [SD] Strongly Disagree=1 [0] 0=2 [0] 0=3 [0] 0=4 [0] 0=5 [0] 0=6 [SA] Strongly Agree=7
Pct Rnk: Percentile Rank (100 is best, calculated vs. precise Mean)

Q8 - Please explain or comment on the question above.

Response Rate: 33.33% (1 of 3)

1	As ballet is the root of all other techniques of dance, I can honestly say that every day of class involved some lesson that we could carry over into the other techniques we are taking but also into other non-dance related courses. I now am sitting up straighter in my other courses which helps my learning capabilities because posture has been stressed in ballet. That extra lift in ballet technique goes a long way.
---	---



Graph Legend	
■	DAN-311 - A
■	THDA Courses
■	All Courses

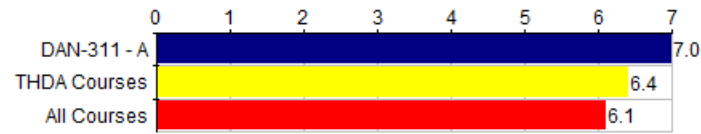
Course Questions General Questions	DAN-311 - A											--- Survey Comparisons ---						
	Responses							Course				THDA			All			
	SD	0	0	0	0	0	SA	N	Mean	Med.	Mode	Std Dev	N	Mean	Pct Rnk	N	Mean	Pct Rnk
Q9 This course was intellectually challenging.	0	0	0	0	0	0	3	3	7.0	7	7	0	74	5.2	97	1.7K	5.8	95

Responses: [SD] Strongly Disagree=1 [0] 0=2 [0] 0=3 [0] 0=4 [0] 0=5 [0] 0=6 [SA] Strongly Agree=7
Pct Rnk: Percentile Rank (100 is best, calculated vs. precise Mean)

Q10 - Please explain or comment on the question above.

Response Rate: 66.67% (2 of 3)

1	I thoroughly enjoy ballet technique. I always find something to fine-tune.
2	As always, this particular course takes a toll on the body, but most importantly on the mind. Just as in cross country running, ballet is a constant mental battle of sequencing, articulation and performance.



Graph Legend	
■	DAN-311 - A
■	THDA Courses
■	All Courses

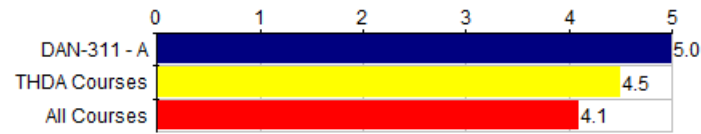
Course Questions General Questions	DAN-311 - A												--- Survey Comparisons ---					
	Responses						Course						THDA			All		
	SD	0	0	0	0	0	SA	N	Mean	Med.	Mode	Std Dev	N	Mean	Pct Rnk	N	Mean	Pct Rnk
Q11	I made positive contributions to this course (for example, preparing for class, attending class regularly, participating in class discussions, and listening to others).	0	0	0	0	0	3	3	7.0	7	7	0	77	6.4	91	1.8K	6.1	96

Responses: [SD] Strongly Disagree=1 [0] 0=2 [0] 0=3 [0] 0=4 [0] 0=5 [0] 0=6 [SA] Strongly Agree=7
Pct Rnk: Percentile Rank (100 is best, calculated vs. precise Mean)

Q12 - Please explain or comment on the question above.

Response Rate: 33.33% (1 of 3)

1 Though I had to sit out during my first ever class this semester I felt that one day was very beneficial. All of the corrections our professor had given us were tangible, I could see why they were given and how personally I could alter how I took class to accommodate them.



Graph Legend	
■	DAN-311 - A
■	THDA Courses
■	All Courses

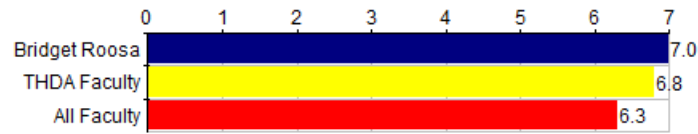
Course Questions General Questions	DAN-311 - A											--- Survey Comparisons ---				
	Responses					Course						THDA			All	
	U	P	G	VG	E	N	Mean	Med.	Mode	Std Dev	N	Mean	Pct Rnk	N	Mean	Pct Rnk
Q13 Overall rating of the course.	0	0	0	0	3	3	5.0	5	5	0	78	4.5	78	1.8K	4.1	93

Responses: [U] unsatisfactory=1 [P] poor=2 [G] good=3 [VG] very good=4 [E] excellent=5
Pct Rnk: Percentile Rank (100 is best, calculated vs. precise Mean)

Q14 - Please explain or comment on the question above.

Response Rate: 66.67% (2 of 3)

- | | |
|---|--|
| 1 | This semester was one of my favorites. |
| 2 | I enjoyed this semester of ballet as usual. In the future, I would like to have a pointe week like we have done in previous semesters. |



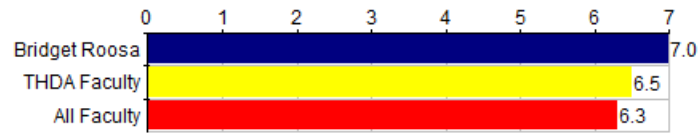
Graph Legend	
■	Bridget Roosa
■	THDA Faculty
■	All Faculty

Instructor Questions General Instructor Questions		Bridget Roosa											--- Survey Comparisons ---					
		Responses						Individual					THDA			All		
		SD	0	0	0	0	0	SA	N	Mean	Med.	Mode	Std Dev	N	Mean	Pct Rnk	N	Mean
Q15	The instructor defined the plan for the course, including what was required of students (for example, stated the plan for the course in the syllabus, in the class).	0	0	0	0	0	3	3	7.0	7	7	0	78	6.8	75	1.8K	6.3	90

Responses: [SD] Strongly Disagree=1 [0] 0=2 [0] 0=3 [0] 0=4 [0] 0=5 [0] 0=6 [SA] Strongly Agree=7
Pct Rnk: Percentile Rank (100 is best, calculated vs. precise Mean)

Q16 - Please explain or comment on the question above.

Faculty:	Bridget Roosa
Response Rate:	33.33% (1 of 3)
1	As usual, Bridget is extremely well-organized and efficient in terms of ensuring that her students know exactly what is expected of them.



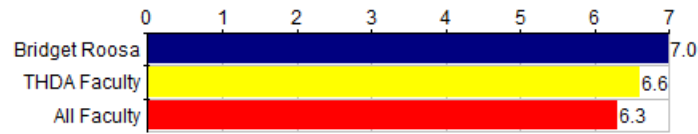
Graph Legend	
■	Bridget Roosa
■	THDA Faculty
■	All Faculty

Instructor Questions General Instructor Questions		Bridget Roosa											--- Survey Comparisons ---					
		Responses						Individual					THDA			All		
		SD	0	0	0	0	0	SA	N	Mean	Med.	Mode	Std Dev	N	Mean	Pct Rnk	N	Mean
Q17	The instructor was available to students outside of class (for example, held office hours, responded to emails and other student efforts to contact the instructor).	0	0	0	0	0	3	3	7.0	7	7	0	72	6.5	81	1.8K	6.3	88

Responses: [SD] Strongly Disagree=1 [0] 0=2 [0] 0=3 [0] 0=4 [0] 0=5 [0] 0=6 [SA] Strongly Agree=7
Pct Rnk: Percentile Rank (100 is best, calculated vs. precise Mean)

Q18 - Please explain or comment on the question above.

Faculty:	Bridget Roosa
Response Rate:	33.33% (1 of 3)
1	Always



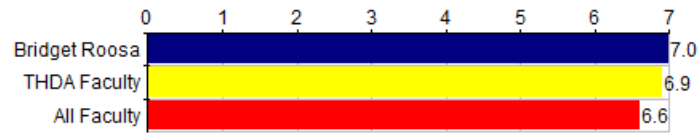
Graph Legend	
■	Bridget Roosa
■	THDA Faculty
■	All Faculty

Instructor Questions General Instructor Questions	Bridget Roosa											--- Survey Comparisons ---						
	Responses						Individual					THDA			All			
	SD	0	0	0	0	0	SA	N	Mean	Med.	Mode	Std Dev	N	Mean	Pct Rnk	N	Mean	Pct Rnk
Q19	The instructor clarified material that required further explanation (for example, listened to questions, responded to students).	0	0	0	0	0	3	3	7.0	7	7	0	77	6.6	81	1.8K	6.3	90

Responses: [SD] Strongly Disagree=1 [0] 0=2 [0] 0=3 [0] 0=4 [0] 0=5 [0] 0=6 [SA] Strongly Agree=7
Pct Rnk: Percentile Rank (100 is best, calculated vs. precise Mean)

Q20 - Please explain or comment on the question above.

Faculty:	Bridget Roosa
Response Rate:	33.33% (1 of 3)
1	To a degree many other professors do not



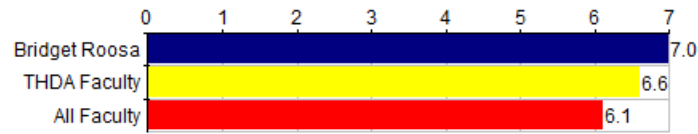
Graph Legend	
■	Bridget Roosa
■	THDA Faculty
■	All Faculty

Instructor Questions General Instructor Questions		Bridget Roosa											--- Survey Comparisons ---					
		Responses							Individual				THDA			All		
		SD	0	0	0	0	0	SA	N	Mean	Med.	Mode	Std Dev	N	Mean	Pct Rnk	N	Mean
Q21	The instructor treated students with respect.	0	0	0	0	0	3	3	7.0	7	7	0	78	6.9	69	1.8K	6.6	80

Responses: [SD] Strongly Disagree=1 [0] 0=2 [0] 0=3 [0] 0=4 [0] 0=5 [0] 0=6 [SA] Strongly Agree=7
Pct Rnk: Percentile Rank (100 is best, calculated vs. precise Mean)

Q22 - Please explain or comment on the question above.

Faculty:	Bridget Roosa
Response Rate:	33.33% (1 of 3)
1	Not only does Bridget respect us, but we respect her. She has always been both a role model and a fierce friend within the dance company.



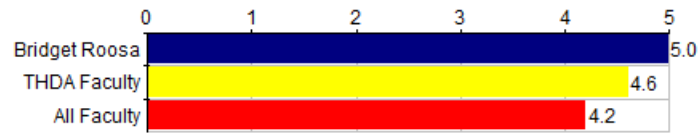
Graph Legend	
■	Bridget Roosa
■	THDA Faculty
■	All Faculty

Instructor Questions General Instructor Questions	Bridget Roosa											--- Survey Comparisons ---						
	Responses							Individual				THDA			All			
	SD	0	0	0	0	0	SA	N	Mean	Med.	Mode	Std Dev	N	Mean	Pct Rnk	N	Mean	Pct Rnk
Q23 The instructor clearly defined how assignments would be evaluated.	0	0	0	0	0	0	3	3	7.0	7	7	0	77	6.6	84	1.8K	6.1	94

Responses: [SD] Strongly Disagree=1 [0] 0=2 [0] 0=3 [0] 0=4 [0] 0=5 [0] 0=6 [SA] Strongly Agree=7
Pct Rnk: Percentile Rank (100 is best, calculated vs. precise Mean)

Q24 - Please explain or comment on the question above.

Faculty:	Bridget Roosa
Response Rate:	33.33% (1 of 3)
1	Always



Graph Legend	
■	Bridget Roosa
■	THDA Faculty
■	All Faculty

Instructor Questions General Instructor Questions		Bridget Roosa										--- Survey Comparisons ---					
		Responses					Individual					THDA			All		
		U	P	G	VG	E	N	Mean	Med.	Mode	Std Dev	N	Mean	Pct Rnk	N	Mean	Pct Rnk
Q25	Overall rating of the teaching of the course.	0	0	0	0	3	3	5.0	5	5	0	78	4.6	78	1.8K	4.2	91

Responses: [U] unsatisfactory=1 [P] poor=2 [G] good=3 [VG] very good=4 [E] excellent=5
Pct Rnk: Percentile Rank (100 is best, calculated vs. precise Mean)

Q26 - Please explain or comment on the question above.

Faculty:	Bridget Roosa
Response Rate:	33.33% (1 of 3)
1	Excellent!!!