


| | | | |
|-----------------------------|--|------------------------------|-----------------|
| Merged Courses: | DAN-212 A - Intermediate Modern Dance DAN-312 A - Advanced Modern Dance | Department: | THDA |
| Responsible Faculty: | Bridget Roosa | Responses / Expected: | 5 / 14 (35.71%) |
| Overall Mean: | 5.8 Strong Disagreement to Strong Agree (45 responses) 4.6 unsatisfactory to excellent (10 responses) 2.6 Class year (5 responses) 1.8 Reason for taking course (5 responses) | | |


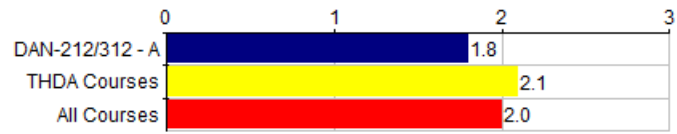


| Student Demographics Student Year/Course Selection | DAN-212/312 - A | | | | | | | | | | | | --- Survey Comparisons --- | | | | | |
|---|-----------------|---|---|---|-----|---|--------|------|------|------|---------|----|----------------------------|---------|------|------|---------|--|
| | Responses | | | | | | Course | | | | | | THDA | | | All | | |
| | FY | S | J | S | MAT | P | N | Mean | Med. | Mode | Std Dev | N | Mean | Pct Rnk | N | Mean | Pct Rnk | |
| Q1 What is your class year? | 1 | 2 | 0 | 2 | 0 | 0 | 5 | 2.6 | 2 | 2,4 | 1.20 | 68 | 2.2 | 63 | 2.1K | 2.3 | 58 | |

Responses: [FY] first year=1 [S] sophomore=2 [J] junior=3 [S] senior=4 [MAT] MAT=5 [P] PBPM=6
 Pct Rnk: Percentile Rank (100 is best, calculated vs. precise Mean)

Q2 - If your class year is other, please specify.

Response Rate: No participants responded to this question. (0 of 5)

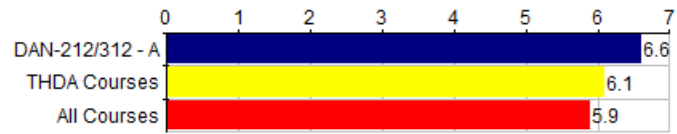


| Student Demographics Student Year/Course Selection | DAN-212/312 - A | | | | | | | | --- Survey Comparisons --- | | | | | |
|---|-----------------|-----|----|--------|------|------|------|---------|----------------------------|------|---------|-----|------|---------|
| | Responses | | | Course | | | | | THDA | | | All | | |
| | ADR | AMR | AE | N | Mean | Med. | Mode | Std Dev | N | Mean | Pct Rnk | N | Mean | Pct Rnk |
| Q3 I took this course as: | 1 | 4 | 0 | 5 | 1.8 | 2 | 2 | .40 | 68 | 2.1 | 20 | 2K | 2.0 | 25 |

Responses: [ADR] a distributional requirement=1 [AMR] a major/minor requirement=2 [AE] an elective=3
Pct Rnk: Percentile Rank (100 is best, calculated vs. precise Mean)

Q4 - If the reason you took the course is other, please explain.

Response Rate: No participants responded to this question. (0 of 5)



| Graph Legend | |
|---------------------------------------|-----------------|
| ■ | DAN-212/312 - A |
| ■ | THDA Courses |
| ■ | All Courses |

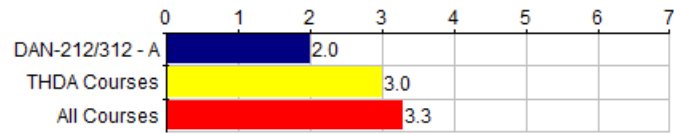
| Course Questions General Questions | DAN-212/312 - A | | | | | | | | | | | | --- Survey Comparisons --- | | | | | | | | | | | | | | | | | |
|---------------------------------------|---|---|---|---|---|---|----|--------|------|------|------|---------|----------------------------|------|---------|-----|------|---------|---|---|-----|---|---|-----|----|-----|----|----|-----|----|
| | Responses | | | | | | | Course | | | | | THDA | | | All | | | | | | | | | | | | | | |
| | SD | 0 | 0 | 0 | 0 | 0 | SA | N | Mean | Med. | Mode | Std Dev | N | Mean | Pct Rnk | N | Mean | Pct Rnk | | | | | | | | | | | | |
| Q5 | There were aspects of the course that were especially effective in helping you learn. | | | | | | | | | | | | 0 | 0 | 0 | 0 | 1 | 0 | 4 | 5 | 6.6 | 7 | 7 | .80 | 69 | 6.1 | 57 | 2K | 5.9 | 84 |

Responses: [SD] Strongly Disagree=1 [0] 0=2 [0] 0=3 [0] 0=4 [0] 0=5 [0] 0=6 [SA] Strongly Agree=7
Pct Rnk: Percentile Rank (100 is best, calculated vs. precise Mean)

Q6 - Please explain or comment on the question above .

Response Rate: 20.00% (1 of 5)

1 The instructor structures the course very well. The warm-up exercises are just on point.



| Graph Legend | |
|---------------------------------------|-----------------|
| ■ | DAN-212/312 - A |
| ■ | THDA Courses |
| ■ | All Courses |

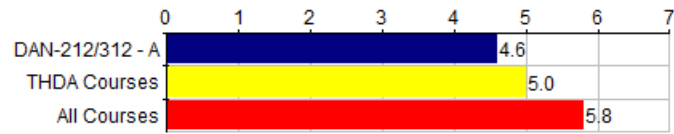
| Course Questions General Questions | DAN-212/312 - A | | | | | | | | | | | | --- Survey Comparisons --- | | | | | | | | | | | | | | | | |
|---------------------------------------|--|---|---|---|---|---|----|--------|------|------|------|---------|----------------------------|------|---------|-----|------|---------|---|-----|---|-----|------|----|-----|----|----|-----|----|
| | Responses | | | | | | | Course | | | | | THDA | | | All | | | | | | | | | | | | | |
| | SD | 0 | 0 | 0 | 0 | 0 | SA | N | Mean | Med. | Mode | Std Dev | N | Mean | Pct Rnk | N | Mean | Pct Rnk | | | | | | | | | | | |
| Q7 | There were aspects of the course that were not effective in helping you learn. | | | | | | | | | | | 2 | 2 | 0 | 1 | 0 | 0 | 0 | 5 | 2.0 | 2 | 1,2 | 1.10 | 70 | 3.0 | 27 | 2K | 3.3 | 12 |

Responses: [SD] Strongly Disagree=1 [0] 0=2 [0] 0=3 [0] 0=4 [0] 0=5 [0] 0=6 [SA] Strongly Agree=7
Pct Rnk: Percentile Rank (100 is best, calculated vs. precise Mean)

Q8 - Please explain or comment on the question above.

Response Rate: 40.00% (2 of 5)

| | |
|---|---|
| 1 | Space is not enough for the amount of people, especially when we are laying on the ground. I always worry about hitting someone with my feet. |
| 2 | Every day of this class was important to my growth as an Agnes Scott student and as a dancer |



| Graph Legend | |
|---------------------------------------|-----------------|
| ■ | DAN-212/312 - A |
| ■ | THDA Courses |
| ■ | All Courses |

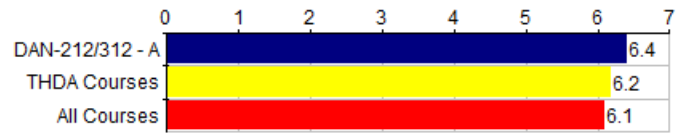
| Course Questions General Questions | DAN-212/312 - A | | | | | | | | | | | --- Survey Comparisons --- | | | | | | |
|--|-----------------|---|---|---|---|---|----|--------|------|------|------|----------------------------|----|------|---------|----|------|---------|
| | Responses | | | | | | | Course | | | | THDA | | | All | | | |
| | SD | 0 | 0 | 0 | 0 | 0 | SA | N | Mean | Med. | Mode | Std Dev | N | Mean | Pct Rnk | N | Mean | Pct Rnk |
| Q9 This course was intellectually challenging. | 1 | 0 | 0 | 2 | 0 | 0 | 2 | 5 | 4.6 | 4 | 4,7 | 2.24 | 65 | 5.0 | 30 | 2K | 5.8 | 8 |

Responses: [SD] Strongly Disagree=1 [0] 0=2 [0] 0=3 [0] 0=4 [0] 0=5 [0] 0=6 [SA] Strongly Agree=7
Pct Rnk: Percentile Rank (100 is best, calculated vs. precise Mean)

Q10 - Please explain or comment on the question above.

Response Rate: 40.00% (2 of 5)

| | |
|---|--|
| 1 | Not only picking up choreography, but there is always the challenge of being able to translate the movement of your professor into your body. Papers reflecting on performances as well as videos were extremely intellectually stimulating as well. |
| 2 | I got confused about direction of turns sometimes but it's a personal thing. |



| Graph Legend | |
|---------------------------------------|-----------------|
| ■ | DAN-212/312 - A |
| ■ | THDA Courses |
| ■ | All Courses |

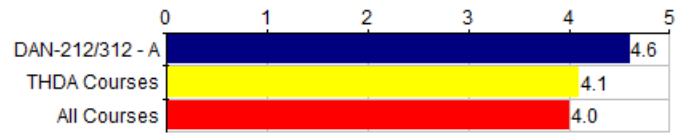
| Course Questions General Questions | DAN-212/312 - A | | | | | | | | | | | --- Survey Comparisons --- | | | | | | |
|--|-----------------|---|---|---|---|---|--------|---|------|------|------|----------------------------|----|------|---------|----|------|---------|
| | Responses | | | | | | Course | | | | | THDA | | | All | | | |
| | SD | 0 | 0 | 0 | 0 | 0 | SA | N | Mean | Med. | Mode | Std Dev | N | Mean | Pct Rnk | N | Mean | Pct Rnk |
| Q11 I made positive contributions to this course (for example, preparing for class, attending class regularly, participating in class discussions, and listening to others). | 0 | 0 | 0 | 0 | 1 | 1 | 3 | 5 | 6.4 | 7 | 7 | .80 | 70 | 6.2 | 60 | 2K | 6.1 | 69 |

Responses: [SD] Strongly Disagree=1 [0] 0=2 [0] 0=3 [0] 0=4 [0] 0=5 [0] 0=6 [SA] Strongly Agree=7
Pct Rnk: Percentile Rank (100 is best, calculated vs. precise Mean)

Q12 - Please explain or comment on the question above.

Response Rate: 20.00% (1 of 5)

| | |
|---|--|
| 1 | I had full attendance this semester and I was brave and well prepared to go first group sometimes. |
|---|--|



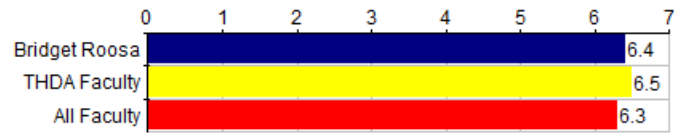
| Graph Legend | |
|---------------------------------------|-----------------|
| ■ | DAN-212/312 - A |
| ■ | THDA Courses |
| ■ | All Courses |

| Course Questions General Questions | DAN-212/312 - A | | | | | | | | | | | --- Survey Comparisons --- | | | | |
|---------------------------------------|-----------------|---|---|----|---|---|--------|------|------|---------|----|----------------------------|---------|-----|------|---------|
| | Responses | | | | | | Course | | | | | THDA | | All | | |
| | U | P | G | VG | E | N | Mean | Med. | Mode | Std Dev | N | Mean | Pct Rnk | N | Mean | Pct Rnk |
| Q13 Overall rating of the course. | 0 | 0 | 1 | 0 | 4 | 5 | 4.6 | 5 | 5 | .80 | 71 | 4.1 | 77 | 2K | 4.0 | 82 |

Responses: [U] unsatisfactory=1 [P] poor=2 [G] good=3 [VG] very good=4 [E] excellent=5
Pct Rnk: Percentile Rank (100 is best, calculated vs. precise Mean)

Q14 - Please explain or comment on the question above.

Response Rate: No participants responded to this question. (0 of 5)



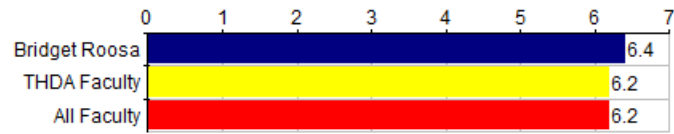
| Graph Legend | |
|---------------------------------------|---------------|
| ■ | Bridget Roosa |
| ■ | THDA Faculty |
| ■ | All Faculty |

| Instructor Questions General Instructor Questions | | Bridget Roosa | | | | | | | | | | | --- Survey Comparisons --- | | | | | | |
|--|--|---------------|---|---|---|---|---|------------|---|------|------|------|----------------------------|----|------|---------|------|------|---------|
| | | Responses | | | | | | Individual | | | | | THDA | | | All | | | |
| | | SD | 0 | 0 | 0 | 0 | 0 | SA | N | Mean | Med. | Mode | Std Dev | N | Mean | Pct Rnk | N | Mean | Pct Rnk |
| Q15 | The instructor defined the plan for the course, including what was required of students (for example, stated the plan for the course in the syllabus, in the class). | 0 | 0 | 0 | 0 | 1 | 1 | 3 | 5 | 6.4 | 7 | 7 | .80 | 69 | 6.5 | 30 | 2.1K | 6.3 | 45 |

Responses: [SD] Strongly Disagree=1 [0] 0=2 [0] 0=3 [0] 0=4 [0] 0=5 [0] 0=6 [SA] Strongly Agree=7
Pct Rnk: Percentile Rank (100 is best, calculated vs. precise Mean)

Q16 - Please explain or comment on the question above.

| | |
|-----------------------|---|
| Faculty: | Bridget Roosa |
| Response Rate: | 40.00% (2 of 5) |
| 1 | Syllabus was extremely well-laid out |
| 2 | I like how the instructor evaluate students based upon their efforts. |



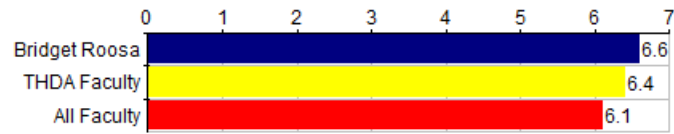
| Graph Legend | |
|---------------------------------------|---------------|
| ■ | Bridget Roosa |
| ■ | THDA Faculty |
| ■ | All Faculty |

| Instructor Questions General Instructor Questions | | Bridget Roosa | | | | | | | | | | --- Survey Comparisons --- | | | | | | | |
|--|--|---------------|---|---|---|---|----|------------|------|------|------|----------------------------|-----|------|---------|----|------|---------|----|
| | | Responses | | | | | | Individual | | | | THDA | | | All | | | | |
| | | SD | 0 | 0 | 0 | 0 | SA | N | Mean | Med. | Mode | Std Dev | N | Mean | Pct Rnk | N | Mean | Pct Rnk | |
| Q17 | The instructor was available to students outside of class (for example, held office hours, responded to emails and other student efforts to contact the instructor). | 0 | 0 | 0 | 0 | 1 | 1 | 3 | 5 | 6.4 | 7 | 7 | .80 | 62 | 6.2 | 53 | 2K | 6.2 | 51 |

Responses: [SD] Strongly Disagree=1 [0] 0=2 [0] 0=3 [0] 0=4 [0] 0=5 [0] 0=6 [SA] Strongly Agree=7
Pct Rnk: Percentile Rank (100 is best, calculated vs. precise Mean)

Q18 - Please explain or comment on the question above.

| | |
|-----------------------|--|
| Faculty: | Bridget Roosa |
| Response Rate: | 40.00% (2 of 5) |
| 1 | The instructor responds email in time and take emails seriously. |
| 2 | Always |



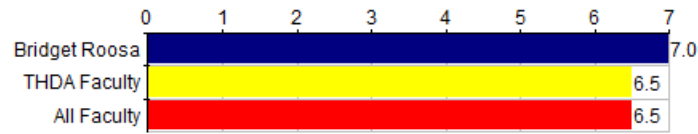
| Graph Legend | |
|---------------------------------------|---------------|
| ■ | Bridget Roosa |
| ■ | THDA Faculty |
| ■ | All Faculty |

| Instructor Questions General Instructor Questions | Bridget Roosa | | | | | | | | | | | --- Survey Comparisons --- | | | | | | | |
|--|--|---|---|---|---|---|------------|---|------|------|------|----------------------------|-----|------|---------|----|------|---------|----|
| | Responses | | | | | | Individual | | | | | THDA | | | All | | | | |
| | SD | 0 | 0 | 0 | 0 | 0 | SA | N | Mean | Med. | Mode | Std Dev | N | Mean | Pct Rnk | N | Mean | Pct Rnk | |
| Q19 | The instructor clarified material that required further explanation (for example, listened to questions, responded to students). | 0 | 0 | 0 | 0 | 1 | 0 | 4 | 5 | 6.6 | 7 | 7 | .80 | 69 | 6.4 | 57 | 2.1K | 6.1 | 66 |

Responses: [SD] Strongly Disagree=1 [0] 0=2 [0] 0=3 [0] 0=4 [0] 0=5 [0] 0=6 [SA] Strongly Agree=7
Pct Rnk: Percentile Rank (100 is best, calculated vs. precise Mean)

Q20 - Please explain or comment on the question above.

| | |
|----------------|--|
| Faculty: | Bridget Roosa |
| Response Rate: | 40.00% (2 of 5) |
| 1 | The instructor explains everything clear and straight. |
| 2 | Always, arguably more than other professors at Agnes Scott |



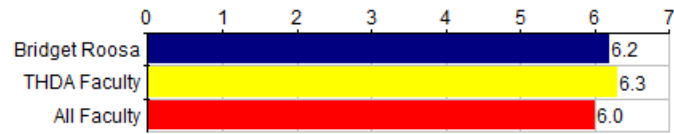
| Graph Legend | |
|---------------------------------------|---------------|
| ■ | Bridget Roosa |
| ■ | THDA Faculty |
| ■ | All Faculty |

| Instructor Questions General Instructor Questions | | Bridget Roosa | | | | | | | | | | | --- Survey Comparisons --- | | | | | |
|--|---|---------------|---|---|---|---|---|----|------------|------|------|------|----------------------------|-----|------|---------|-----|------|
| | | Responses | | | | | | | Individual | | | | THDA | | | All | | |
| | | SD | 0 | 0 | 0 | 0 | 0 | SA | N | Mean | Med. | Mode | Std Dev | N | Mean | Pct Rnk | N | Mean |
| Q21 | The instructor treated students with respect. | 0 | 0 | 0 | 0 | 0 | 5 | 5 | 7.0 | 7 | 7 | 0 | 70 | 6.5 | 70 | 2.1K | 6.5 | 85 |

Responses: [SD] Strongly Disagree=1 [0] 0=2 [0] 0=3 [0] 0=4 [0] 0=5 [0] 0=6 [SA] Strongly Agree=7
Pct Rnk: Percentile Rank (100 is best, calculated vs. precise Mean)

Q22 - Please explain or comment on the question above.

| | |
|----------------|--|
| Faculty: | Bridget Roosa |
| Response Rate: | 40.00% (2 of 5) |
| 1 | The instructor is very respectful and encouraging. |
| 2 | Always |



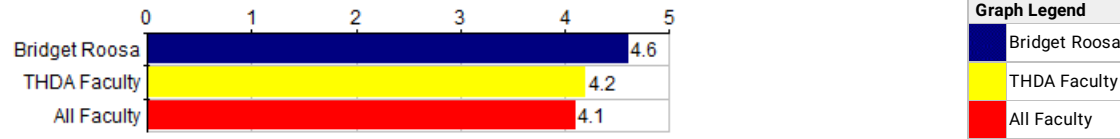
| Graph Legend | |
|---------------------------------------|---------------|
| ■ | Bridget Roosa |
| ■ | THDA Faculty |
| ■ | All Faculty |

| Instructor Questions General Instructor Questions | | Bridget Roosa | | | | | | | | | | | --- Survey Comparisons --- | | | | | | |
|--|--|---------------|---|---|---|---|---|------------|---|------|------|------|----------------------------|----|------|---------|------|------|---------|
| | | Responses | | | | | | Individual | | | | | THDA | | | All | | | |
| | | SD | 0 | 0 | 0 | 0 | 0 | SA | N | Mean | Med. | Mode | Std Dev | N | Mean | Pct Rnk | N | Mean | Pct Rnk |
| Q23 | The instructor clearly defined how assignments would be evaluated. | 0 | 0 | 0 | 1 | 0 | 1 | 3 | 5 | 6.2 | 7 | 7 | 1.17 | 68 | 6.3 | 30 | 2.1K | 6.0 | 51 |

Responses: [SD] Strongly Disagree=1 [0] 0=2 [0] 0=3 [0] 0=4 [0] 0=5 [0] 0=6 [SA] Strongly Agree=7
Pct Rnk: Percentile Rank (100 is best, calculated vs. precise Mean)

Q24 - Please explain or comment on the question above.

| | |
|----------------|-----------------|
| Faculty: | Bridget Roosa |
| Response Rate: | 20.00% (1 of 5) |
| 1 | Always |



| Instructor Questions General Instructor Questions | | Bridget Roosa | | | | | | | | | | --- Survey Comparisons --- | | | | | |
|--|---|---------------|---|---|----|---|------------|------|------|------|---------|----------------------------|------|---------|------|------|---------|
| | | Responses | | | | | Individual | | | | | THDA | | | All | | |
| | | U | P | G | VG | E | N | Mean | Med. | Mode | Std Dev | N | Mean | Pct Rnk | N | Mean | Pct Rnk |
| Q25 | Overall rating of the teaching of the course. | 0 | 0 | 1 | 0 | 4 | 5 | 4.6 | 5 | 5 | .80 | 69 | 4.2 | 63 | 2.1K | 4.1 | 73 |

Responses: [U] unsatisfactory=1 [P] poor=2 [G] good=3 [VG] very good=4 [E] excellent=5
Pct Rnk: Percentile Rank (100 is best, calculated vs. precise Mean)

Q26 - Please explain or comment on the question above.

| | |
|----------------|---|
| Faculty: | Bridget Roosa |
| Response Rate: | 20.00% (1 of 5) |
| 1 | I would take it for a 5th time if I wasn't graduating |