


<b>Merged Courses:</b>	DAN-212 A - Intermediate Modern Dance DAN-312 A - Advanced Modern Dance	<b>Department:</b>	THDA
<b>Responsible Faculty:</b>	Bridget Roosa	<b>Responses / Expected:</b>	8 / 14 (57.14%)
<b>Overall Mean:</b>	<b>6.1</b> Strong Disagreement to Strong Agree (70 responses) <b>4.6</b> unsatisfactory to excellent (16 responses) <b>2.3</b> Class year (8 responses) <b>2.0</b> Reason for taking course (8 responses)		

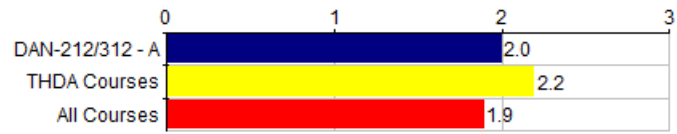


Student Demographics Student Year/Course Selection	DAN-212/312 - A												--- Survey Comparisons ---					
	Responses						Course						THDA			All		
	FY	S	J	S	MAT	P	N	Mean	Med.	Mode	Std Dev	N	Mean	Pct Rnk	N	Mean	Pct Rnk	
Q1 What is your class year?	3	2	1	2	0	0	8	2.3	2	1	1.20	73	2.5	32	2K	2.3	43	

Responses: [FY] first year=1 [S] sophomore=2 [J] junior=3 [S] senior=4 [MAT] MAT=5 [P] PBPM=6  
Pct Rnk: Percentile Rank (100 is best, calculated vs. precise Mean)

Q2 - If your class year is other, please specify.

Response Rate: No participants responded to this question. (0 of 8)



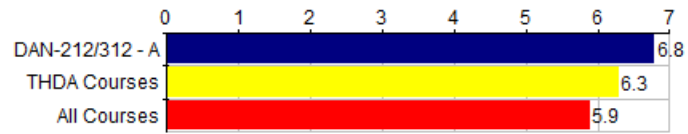
Graph Legend	
<span style="color: blue;">■</span>	DAN-212/312 - A
<span style="color: yellow;">■</span>	THDA Courses
<span style="color: red;">■</span>	All Courses

Student Demographics Student Year/Course Selection	DAN-212/312 - A								--- Survey Comparisons ---					
	Responses			Course					THDA			All		
	ADR	AMR	AE	N	Mean	Med.	Mode	Std Dev	N	Mean	Pct Rnk	N	Mean	Pct Rnk
Q3   I took this course as:	1	6	1	8	2.0	2	2	.50	72	2.2	32	1.9K	1.9	47

Responses: [ADR] a distributional requirement=1 [AMR] a major/minor requirement=2 [AE] an elective=3  
Pct Rnk: Percentile Rank (100 is best, calculated vs. precise Mean)

Q4 - If the reason you took the course is other, please explain.

Response Rate: No participants responded to this question. (0 of 8)



Graph Legend	
<span style="color: blue;">■</span>	DAN-212/312 - A
<span style="color: yellow;">■</span>	THDA Courses
<span style="color: red;">■</span>	All Courses

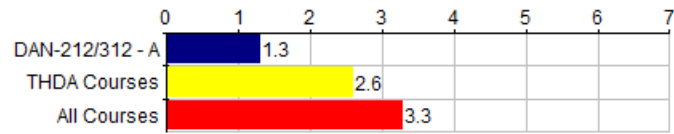
Course Questions General Questions	DAN-212/312 - A												--- Survey Comparisons ---																
	Responses							Course					THDA			All													
	SD	0	0	0	0	0	SA	N	Mean	Med.	Mode	Std Dev	N	Mean	Pct Rnk	N	Mean	Pct Rnk											
Q5	There were aspects of the course that were especially effective in helping you learn.											0	0	0	0	0	2	6	8	6.8	7	7	.43	74	6.3	62	2K	5.9	82

Responses: [SD] Strongly Disagree=1 [0] 0=2 [0] 0=3 [0] 0=4 [0] 0=5 [0] 0=6 [SA] Strongly Agree=7  
Pct Rnk: Percentile Rank (100 is best, calculated vs. precise Mean)

Q6 - Please explain or comment on the question above .

Response Rate: 37.50% (3 of 8)

1	Warming up/floorwork always helps me to focus on the parts of my body and the movements we will work with later in the class. This structure helps a lot to maximize my learning in any given class!
2	The way the class was set up made it a safe and comfortable space to learn and improve and gain self confidence.
3	Everything in the class is amazing. We are able to work alongside very skilled dancers who not only take the class but also take an interest in helping us improve.



Graph Legend	
<span style="color: blue;">■</span>	DAN-212/312 - A
<span style="color: yellow;">■</span>	THDA Courses
<span style="color: red;">■</span>	All Courses

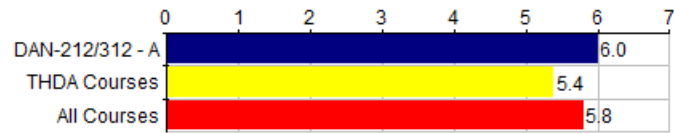
Course Questions General Questions	DAN-212/312 - A											--- Survey Comparisons ---					
	Responses							Course				THDA			All		
	SD	0	0	0	0	0	SA	N	Mean	Med.	Mode	Std Dev	N	Mean	Pct Rnk	N	Mean
Q7	There were aspects of the course that were not effective in helping you learn.											72	2.6	21	1.9K	3.3	5

Responses: [SD] Strongly Disagree=1 [0] 0=2 [0] 0=3 [0] 0=4 [0] 0=5 [0] 0=6 [SA] Strongly Agree=7  
Pct Rnk: Percentile Rank (100 is best, calculated vs. precise Mean)

Q8 - Please explain or comment on the question above.

Response Rate: 12.50% (1 of 8)

1	There wasn't anything wrong with this course.
---	-----------------------------------------------



Graph Legend	
<span style="color: blue;">■</span>	DAN-212/312 - A
<span style="color: yellow;">■</span>	THDA Courses
<span style="color: red;">■</span>	All Courses

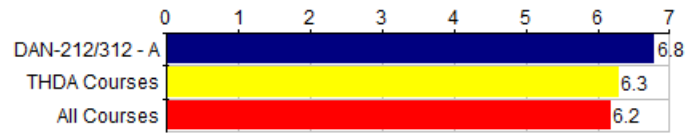
Course Questions General Questions	DAN-212/312 - A												--- Survey Comparisons ---					
	Responses							Course					THDA			All		
	SD	0	0	0	0	0	SA	N	Mean	Med.	Mode	Std Dev	N	Mean	Pct Rnk	N	Mean	Pct Rnk
Q9 This course was intellectually challenging.	1	0	0	0	0	2	5	8	6.0	7	7	1.94	70	5.4	59	2K	5.8	50

Responses: [SD] Strongly Disagree=1 [0] 0=2 [0] 0=3 [0] 0=4 [0] 0=5 [0] 0=6 [SA] Strongly Agree=7  
Pct Rnk: Percentile Rank (100 is best, calculated vs. precise Mean)

Q10 - Please explain or comment on the question above.

Response Rate: 37.50% (3 of 8)

1	it was dance which doesn't challenge you intellectually.
2	The video days especially challenged my definition of dance, and the way I look at this art form. Nothing really was 'I can't understand this' but every class was pretty challenging, having to focus on a plethora of things in a fast-paced process.
3	The performance review paper and memorizing the combos are both mental exercises that are very useful.



Graph Legend	
<span style="color: blue;">■</span>	DAN-212/312 - A
<span style="color: yellow;">■</span>	THDA Courses
<span style="color: red;">■</span>	All Courses

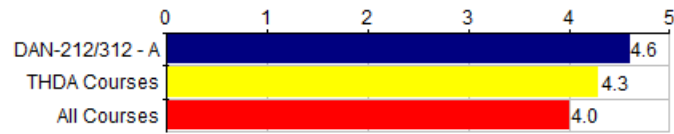
Course Questions General Questions	DAN-212/312 - A											--- Survey Comparisons ---																	
	Responses						Course					THDA			All														
	SD	0	0	0	0	0	SA	N	Mean	Med.	Mode	Std Dev	N	Mean	Pct Rnk	N	Mean	Pct Rnk											
Q11	I made positive contributions to this course (for example, preparing for class, attending class regularly, participating in class discussions, and listening to others).											0	0	0	0	0	2	6	8	6.8	7	7	.43	74	6.3	59	2K	6.2	84

Responses: [SD] Strongly Disagree=1 [0] 0=2 [0] 0=3 [0] 0=4 [0] 0=5 [0] 0=6 [SA] Strongly Agree=7  
Pct Rnk: Percentile Rank (100 is best, calculated vs. precise Mean)

Q12 - Please explain or comment on the question above.

Response Rate: 25.00% (2 of 8)

1	you had to participate but also when we had discussions I spoke up.
2	I didn't miss any classes and I always worked to listen to critiques and suggestions made by the teacher and other students.



Graph Legend	
<span style="color: blue;">■</span>	DAN-212/312 - A
<span style="color: yellow;">■</span>	THDA Courses
<span style="color: red;">■</span>	All Courses

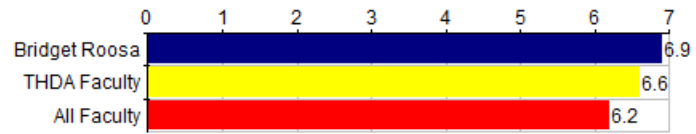
Course Questions General Questions	DAN-212/312 - A											--- Survey Comparisons ---				
	Responses						Course					THDA			All	
	U	P	G	VG	E	N	Mean	Med.	Mode	Std Dev	N	Mean	Pct Rnk	N	Mean	Pct Rnk
Q13 Overall rating of the course.	0	0	0	3	5	8	4.6	5	5	.48	74	4.3	56	2K	4.0	79

Responses: [U] unsatisfactory=1 [P] poor=2 [G] good=3 [VG] very good=4 [E] excellent=5  
Pct Rnk: Percentile Rank (100 is best, calculated vs. precise Mean)

Q14 - Please explain or comment on the question above.

Response Rate: 37.50% (3 of 8)

1	it is a fun class!
2	I loved the new things that we tried this semester, especially working with the skirts. Been challenged every semester!
3	I love this course and I am so glad that I take it and that I will be taking it next semester. Everything about this course is useful, from the combos to the peer reviews.



Graph Legend	
<span style="color: blue;">■</span>	Bridget Roosa
<span style="color: yellow;">■</span>	THDA Faculty
<span style="color: red;">■</span>	All Faculty

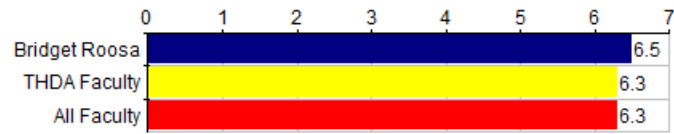
Instructor Questions General Instructor Questions	Bridget Roosa													--- Survey Comparisons ---					
	Responses							Individual						THDA			All		
	SD	0	0	0	0	0	SA	N	Mean	Med.	Mode	Std Dev	N	Mean	Pct Rnk	N	Mean	Pct Rnk	
Q15	The instructor defined the plan for the course, including what was required of students (for example, stated the plan for the course in the syllabus, in the class).	0	0	0	0	0	1	7	8	6.9	7	7	.33	74	6.6	44	2.1K	6.2	81

Responses: [SD] Strongly Disagree=1 [0] 0=2 [0] 0=3 [0] 0=4 [0] 0=5 [0] 0=6 [SA] Strongly Agree=7  
Pct Rnk: Percentile Rank (100 is best, calculated vs. precise Mean)

Q16 - Please explain or comment on the question above.

Faculty:	Bridget Roosa
Response Rate:	37.50% (3 of 8)
1	she laid out what we would cover over the course and we got a lot done!
2	Very clearly in the syllabus.
3	She explained what was expected the first day of classes and stayed true to that.





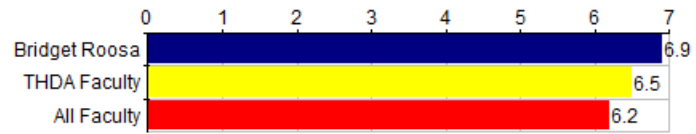
Graph Legend	
<span style="color: blue;">■</span>	Bridget Roosa
<span style="color: yellow;">■</span>	THDA Faculty
<span style="color: red;">■</span>	All Faculty

Instructor Questions General Instructor Questions		Bridget Roosa										--- Survey Comparisons ---							
		Responses						Individual				THDA			All				
		SD	0	0	0	0	SA	N	Mean	Med.	Mode	Std Dev	N	Mean	Pct Rnk	N	Mean	Pct Rnk	
Q17	The instructor was available to students outside of class (for example, held office hours, responded to emails and other student efforts to contact the instructor).	0	0	0	1	0	1	6	8	6.5	7	7	1	69	6.3	47	2K	6.3	50

Responses: [SD] Strongly Disagree=1 [0] 0=2 [0] 0=3 [0] 0=4 [0] 0=5 [0] 0=6 [SA] Strongly Agree=7  
Pct Rnk: Percentile Rank (100 is best, calculated vs. precise Mean)

**Q18 - Please explain or comment on the question above.**

<b>Faculty:</b>	Bridget Roosa
<b>Response Rate:</b>	37.50% (3 of 8)
1	she said if we ever wanted to talk to her she was available to schedule a one on one meeting.
2	She was always happy to meet with students to discuss any questions or issues they had.
3	Always.



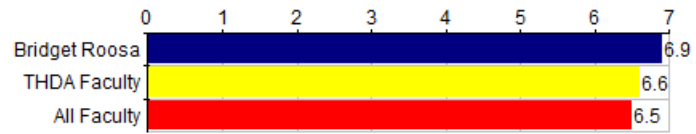
Graph Legend	
<span style="color: blue;">■</span>	Bridget Roosa
<span style="color: yellow;">■</span>	THDA Faculty
<span style="color: red;">■</span>	All Faculty

Instructor Questions General Instructor Questions	Bridget Roosa											--- Survey Comparisons ---							
	Responses						Individual					THDA			All				
	SD	0	0	0	0	0	SA	N	Mean	Med.	Mode	Std Dev	N	Mean	Pct Rnk	N	Mean	Pct Rnk	
Q19	The instructor clarified material that required further explanation (for example, listened to questions, responded to students).	0	0	0	0	0	1	6	7	6.9	7	7	.35	71	6.5	44	2.1K	6.2	80

Responses: [SD] Strongly Disagree=1 [0] 0=2 [0] 0=3 [0] 0=4 [0] 0=5 [0] 0=6 [SA] Strongly Agree=7  
Pct Rnk: Percentile Rank (100 is best, calculated vs. precise Mean)

**Q20 - Please explain or comment on the question above.**

<b>Faculty:</b>	Bridget Roosa
<b>Response Rate:</b>	25.00% (2 of 8)
1	She would suggest certain styles to look up outside of class and other ways to enhance our education.
2	Bridget was very engaging! She always made sure we got what she was talking about.



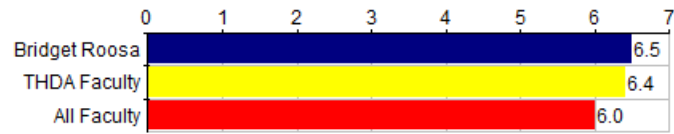
Graph Legend	
<span style="color: blue;">■</span>	Bridget Roosa
<span style="color: yellow;">■</span>	THDA Faculty
<span style="color: red;">■</span>	All Faculty

Instructor Questions General Instructor Questions		Bridget Roosa											--- Survey Comparisons ---						
		Responses							Individual				THDA			All			
		SD	0	0	0	0	0	SA	N	Mean	Med.	Mode	Std Dev	N	Mean	Pct Rnk	N	Mean	Pct Rnk
Q21	The instructor treated students with respect.	0	0	0	0	0	1	7	8	6.9	7	7	.33	74	6.6	50	2.1K	6.5	65

Responses: [SD] Strongly Disagree=1 [0] 0=2 [0] 0=3 [0] 0=4 [0] 0=5 [0] 0=6 [SA] Strongly Agree=7  
Pct Rnk: Percentile Rank (100 is best, calculated vs. precise Mean)

Q22 - Please explain or comment on the question above.

Faculty:	Bridget Roosa
Response Rate:	37.50% (3 of 8)
1	she was very respectful and a caring teacher.
2	She really treated everyone with respect, and, what's more, care - you could see everyone feeling more and more comfortable with their bodies as the semester went on!
3	She has an amazing relationship with everyone in the class.



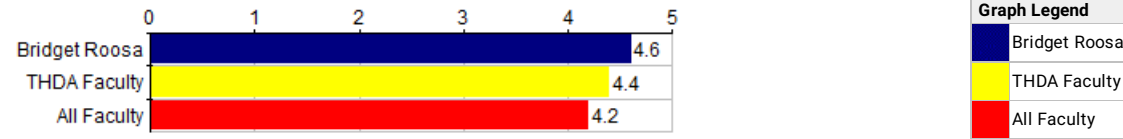
Graph Legend	
<span style="color: blue;">■</span>	Bridget Roosa
<span style="color: yellow;">■</span>	THDA Faculty
<span style="color: red;">■</span>	All Faculty

Instructor Questions General Instructor Questions	Bridget Roosa											--- Survey Comparisons ---						
	Responses							Individual				THDA			All			
	SD	0	0	0	0	0	SA	N	Mean	Med.	Mode	Std Dev	N	Mean	Pct Rnk	N	Mean	Pct Rnk
Q23 The instructor clearly defined how assignments would be evaluated.	0	0	0	1	0	1	6	8	6.5	7	7	1	73	6.4	41	2.1K	6.0	65

Responses: [SD] Strongly Disagree=1 [0] 0=2 [0] 0=3 [0] 0=4 [0] 0=5 [0] 0=6 [SA] Strongly Agree=7  
Pct Rnk: Percentile Rank (100 is best, calculated vs. precise Mean)

Q24 - Please explain or comment on the question above.

Faculty:	Bridget Roosa
Response Rate:	25.00% (2 of 8)
1	they were pretty explanatory and she wasn't too picky about the specifics!
2	We understood how things would be graded and what affected the grade and what didn't.



Instructor Questions General Instructor Questions	Bridget Roosa										--- Survey Comparisons ---					
	Responses					Individual					THDA			All		
	U	P	G	VG	E	N	Mean	Med.	Mode	Std Dev	N	Mean	Pct Rnk	N	Mean	Pct Rnk
Q25 Overall rating of the teaching of the course.	0	0	0	3	5	8	4.6	5	5	.48	74	4.4	44	2.1K	4.2	71

Responses: [U] unsatisfactory=1 [P] poor=2 [G] good=3 [VG] very good=4 [E] excellent=5  
Pct Rnk: Percentile Rank (100 is best, calculated vs. precise Mean)

**Q26 - Please explain or comment on the question above.**

<b>Faculty:</b>	Bridget Roosa
<b>Response Rate:</b>	37.50% (3 of 8)
<b>1</b>	she was very encouraging and she explained the material well and answered questions when students had them.
<b>2</b>	She is an amazing instructor and I love having her. If I can have her for at least one course every semester then I will be happy.
<b>3</b>	Great support, high expectations for every student, pushes everyone towards their full potential.