


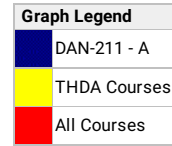
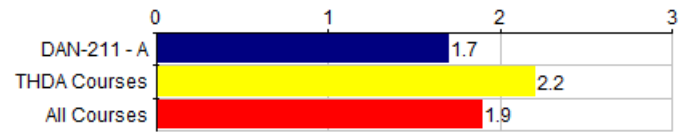
<b>Course:</b>	DAN-211 A - Intermediate Ballet	<b>Department:</b>	THDA
<b>Responsible Faculty:</b>	Bridget Roosa	<b>Responses / Expected:</b>	4 / 9 (44.44%)
<b>Overall Mean:</b>	<b>6.4</b> Strong Disagreement to Strong Agree (36 responses) <b>4.8</b> unsatisfactory to excellent (8 responses) <b>2.3</b> Class year (4 responses) <b>1.7</b> Reason for taking course (3 responses)		



Student Demographics Student Year/Course Selection	DAN-211 - A												--- Survey Comparisons ---					
	Responses						Course						THDA			All		
	FY	S	J	S	MAT	P	N	Mean	Med.	Mode	Std Dev	N	Mean	Pct Rnk	N	Mean	Pct Rnk	
Q1   What is your class year?	1	2	0	1	0	0	4	2.3	2	2	1.09	44	2.5	25	1.9K	2.3	44	

Responses: [FY] first year=1 [S] sophomore=2 [J] junior=3 [S] senior=4 [MAT] MAT=5 [P] PBPM=6  
Pct Rnk: Percentile Rank (100 is best, calculated vs. precise Mean)

<b>Q2 - If your class year is other, please specify.</b>	
<b>Response Rate:</b>	No participants responded to this question. (0 of 4)



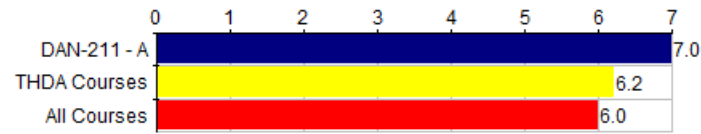
Student Demographics Student Year/Course Selection	DAN-211 - A								--- Survey Comparisons ---					
	Responses			Course					THDA			All		
	ADR	AMR	AE	N	Mean	Med.	Mode	Std Dev	N	Mean	Pct Rnk	N	Mean	Pct Rnk
Q3   I took this course as:	1	2	0	3	1.7	2	2	.47	41	2.2	14	1.8K	1.9	24

Responses: [ADR] a distributional requirement=1 [AMR] a major/minor requirement=2 [AE] an elective=3  
Pct Rnk: Percentile Rank (100 is best, calculated vs. precise Mean)

Q4 - If the reason you took the course is other, please explain.

Response Rate: 25.00% (1 of 4)

1 | I enjoy dance so it was an additional class for me to take along with my other major courses.



Graph Legend	
<span style="color: blue;">■</span>	DAN-211 - A
<span style="color: yellow;">■</span>	THDA Courses
<span style="color: red;">■</span>	All Courses

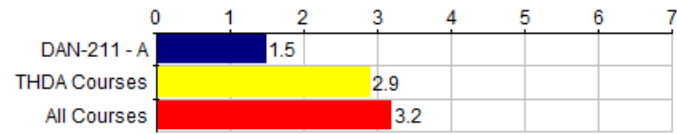
Course Questions General Questions	DAN-211 - A												--- Survey Comparisons ---					
	Responses							Course					THDA			All		
	SD	0	0	0	0	0	SA	N	Mean	Med.	Mode	Std Dev	N	Mean	Pct Rnk	N	Mean	Pct Rnk
Q5	There were aspects of the course that were especially effective in helping you learn.																	
	0	0	0	0	0	0	4	4	7.0	7	7	0	45	6.2	75	1.9K	6.0	94

Responses: [SD] Strongly Disagree=1 [0] 0=2 [0] 0=3 [0] 0=4 [0] 0=5 [0] 0=6 [SA] Strongly Agree=7  
Pct Rnk: Percentile Rank (100 is best, calculated vs. precise Mean)

Q6 - Please explain or comment on the question above .

Response Rate: 50.00% (2 of 4)

1	The repetition and identification of goals along with peer critique was very helpful!
2	I really enjoyed peer reviewing my classmates on specific dance techniques. This aspect of the class helped me become a better dancer because I was able to hone in on areas of weakness and correct them.



Graph Legend	
<span style="color: blue;">■</span>	DAN-211 - A
<span style="color: yellow;">■</span>	THDA Courses
<span style="color: red;">■</span>	All Courses

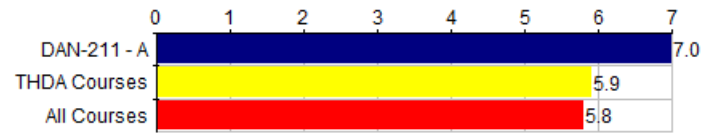
Course Questions General Questions	DAN-211 - A											--- Survey Comparisons ---																
	Responses							Course				THDA			All													
	SD	0	0	0	0	0	SA	N	Mean	Med.	Mode	Std Dev	N	Mean	Pct Rnk	N	Mean	Pct Rnk										
Q7	There were aspects of the course that were not effective in helping you learn.										2	2	0	0	0	0	0	4	1.5	1.5	1,2	.50	44	2.9	18	1.9K	3.2	5

Responses: [SD] Strongly Disagree=1 [0] 0=2 [0] 0=3 [0] 0=4 [0] 0=5 [0] 0=6 [SA] Strongly Agree=7  
Pct Rnk: Percentile Rank (100 is best, calculated vs. precise Mean)

Q8 - Please explain or comment on the question above.

Response Rate: 50.00% (2 of 4)

1	I found all the aspects of the class helpful to me growing in my dance performance skills
2	Each dance technique, piece of choreography, as well as outside assignments, were very beneficial.



Graph Legend	
<span style="color: blue;">■</span>	DAN-211 - A
<span style="color: yellow;">■</span>	THDA Courses
<span style="color: red;">■</span>	All Courses

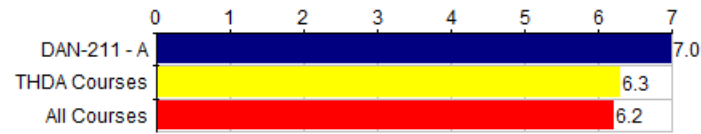
Course Questions General Questions	DAN-211 - A											--- Survey Comparisons ---						
	Responses							Course				THDA			All			
	SD	0	0	0	0	0	SA	N	Mean	Med.	Mode	Std Dev	N	Mean	Pct Rnk	N	Mean	Pct Rnk
Q9 This course was intellectually challenging.	0	0	0	0	0	0	4	4	7.0	7	7	0	43	5.9	86	1.9K	5.8	94

Responses: [SD] Strongly Disagree=1 [0] 0=2 [0] 0=3 [0] 0=4 [0] 0=5 [0] 0=6 [SA] Strongly Agree=7  
Pct Rnk: Percentile Rank (100 is best, calculated vs. precise Mean)

Q10 - Please explain or comment on the question above.

Response Rate: 50.00% (2 of 4)

1	This dance class really challenged me but in a good way. I feel as though I have acquired a stronger vocabulary when referencing movements as well as a stronger sense of ballet techniques.
2	Learning Graham Technique was challenging and made me shift the way I think about my dancing.



Graph Legend	
<span style="color: blue;">■</span>	DAN-211 - A
<span style="color: yellow;">■</span>	THDA Courses
<span style="color: red;">■</span>	All Courses

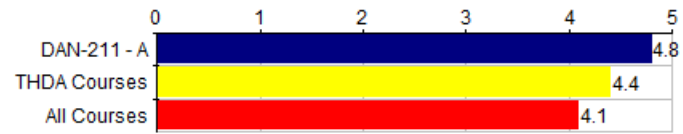
Course Questions General Questions		DAN-211 - A											--- Survey Comparisons ---					
		Responses						Course					THDA			All		
		SD	0	0	0	0	0	SA	N	Mean	Med.	Mode	Std Dev	N	Mean	Pct Rnk	N	Mean
Q11	I made positive contributions to this course (for example, preparing for class, attending class regularly, participating in class discussions, and listening to others).	0	0	0	0	0	4	4	7.0	7	7	0	45	6.3	89	1.9K	6.2	95

Responses: [SD] Strongly Disagree=1 [0] 0=2 [0] 0=3 [0] 0=4 [0] 0=5 [0] 0=6 [SA] Strongly Agree=7  
Pct Rnk: Percentile Rank (100 is best, calculated vs. precise Mean)

Q12 - Please explain or comment on the question above.

Response Rate: 25.00% (1 of 4)

1 | I felt comfortable in class because the environment was very welcoming.



Graph Legend	
<span style="color: blue;">■</span>	DAN-211 - A
<span style="color: yellow;">■</span>	THDA Courses
<span style="color: red;">■</span>	All Courses

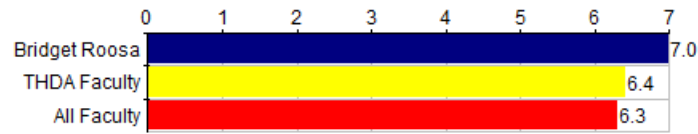
Course Questions General Questions	DAN-211 - A											--- Survey Comparisons ---					
	Responses					Course						THDA			All		
	U	P	G	VG	E	N	Mean	Med.	Mode	Std Dev	N	Mean	Pct Rnk	N	Mean	Pct Rnk	
Q13 Overall rating of the course.	0	0	0	1	3	4	4.8	5	5	.43	46	4.4	61	1.9K	4.1	86	

Responses: [U] unsatisfactory=1 [P] poor=2 [G] good=3 [VG] very good=4 [E] excellent=5  
Pct Rnk: Percentile Rank (100 is best, calculated vs. precise Mean)

Q14 - Please explain or comment on the question above.

Response Rate: 25.00% (1 of 4)

1 I will definitely take another ballet class in the future.



Graph Legend	
<span style="color: blue;">■</span>	Bridget Roosa
<span style="color: yellow;">■</span>	THDA Faculty
<span style="color: red;">■</span>	All Faculty

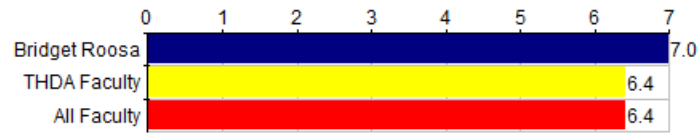
Instructor Questions General Instructor Questions		Bridget Roosa											--- Survey Comparisons ---					
		Responses						Individual					THDA			All		
		SD	0	0	0	0	0	SA	N	Mean	Med.	Mode	Std Dev	N	Mean	Pct Rnk	N	Mean
Q15	The instructor defined the plan for the course, including what was required of students (for example, stated the plan for the course in the syllabus, in the class).	0	0	0	0	0	4	4	7.0	7	7	0	46	6.4	79	1.9K	6.3	90

Responses: [SD] Strongly Disagree=1 [0] 0=2 [0] 0=3 [0] 0=4 [0] 0=5 [0] 0=6 [SA] Strongly Agree=7  
Pct Rnk: Percentile Rank (100 is best, calculated vs. precise Mean)

Q16 - Please explain or comment on the question above.

Faculty:	Bridget Roosa
Response Rate:	25.00% (1 of 4)
1	Bridget provided each student with a syllabus and explained the course thoroughly on the first day of class.





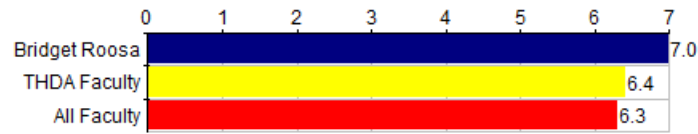
Graph Legend	
<span style="color: blue;">■</span>	Bridget Roosa
<span style="color: yellow;">■</span>	THDA Faculty
<span style="color: red;">■</span>	All Faculty

Instructor Questions General Instructor Questions		Bridget Roosa											--- Survey Comparisons ---					
		Responses						Individual					THDA			All		
		SD	0	0	0	0	0	SA	N	Mean	Med.	Mode	Std Dev	N	Mean	Pct Rnk	N	Mean
Q17	The instructor was available to students outside of class (for example, held office hours, responded to emails and other student efforts to contact the instructor).	0	0	0	0	0	4	4	7.0	7	7	0	42	6.4	71	1.9K	6.4	88

Responses: [SD] Strongly Disagree=1 [0] 0=2 [0] 0=3 [0] 0=4 [0] 0=5 [0] 0=6 [SA] Strongly Agree=7  
Pct Rnk: Percentile Rank (100 is best, calculated vs. precise Mean)

Q18 - Please explain or comment on the question above.

Faculty:	Bridget Roosa
Response Rate:	25.00% (1 of 4)
1	Bridget was very prompt in answering or clarifying any questions that I had.



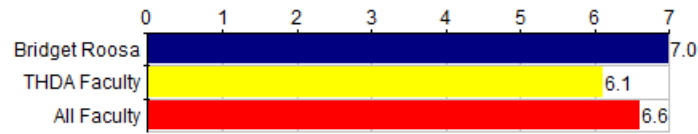
Graph Legend	
<span style="color: blue;">■</span>	Bridget Roosa
<span style="color: yellow;">■</span>	THDA Faculty
<span style="color: red;">■</span>	All Faculty

Instructor Questions General Instructor Questions	Bridget Roosa											--- Survey Comparisons ---						
	Responses						Individual					THDA			All			
	SD	0	0	0	0	0	SA	N	Mean	Med.	Mode	Std Dev	N	Mean	Pct Rnk	N	Mean	Pct Rnk
Q19	The instructor clarified material that required further explanation (for example, listened to questions, responded to students).	0	0	0	0	0	4	4	7.0	7	7	0	45	6.4	71	1.9K	6.3	90

Responses: [SD] Strongly Disagree=1 [0] 0=2 [0] 0=3 [0] 0=4 [0] 0=5 [0] 0=6 [SA] Strongly Agree=7  
Pct Rnk: Percentile Rank (100 is best, calculated vs. precise Mean)

Q20 - Please explain or comment on the question above.

Faculty:	Bridget Roosa
Response Rate:	25.00% (1 of 4)
1	Bridget always made sure that the class was comfortable with each piece that we performed. She also broke each dance technique down if we needed further assistance.



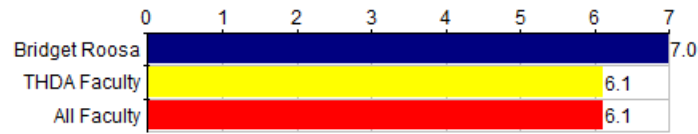
Graph Legend	
<span style="color: blue;">■</span>	Bridget Roosa
<span style="color: yellow;">■</span>	THDA Faculty
<span style="color: red;">■</span>	All Faculty

Instructor Questions General Instructor Questions		Bridget Roosa											--- Survey Comparisons ---					
		Responses							Individual				THDA			All		
		SD	0	0	0	0	0	SA	N	Mean	Med.	Mode	Std Dev	N	Mean	Pct Rnk	N	Mean
Q21	The instructor treated students with respect.	0	0	0	0	0	4	4	7.0	7	7	0	46	6.1	75	1.9K	6.6	83

Responses: [SD] Strongly Disagree=1 [0] 0=2 [0] 0=3 [0] 0=4 [0] 0=5 [0] 0=6 [SA] Strongly Agree=7  
Pct Rnk: Percentile Rank (100 is best, calculated vs. precise Mean)

Q22 - Please explain or comment on the question above.

Faculty:	Bridget Roosa
Response Rate:	25.00% (1 of 4)
1	Bridget was very nice and had such an uplifting spirit. She constantly motivated the class to do our very best each day.




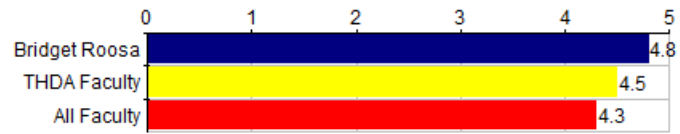
Graph Legend	
<span style="color: blue;">■</span>	Bridget Roosa
<span style="color: yellow;">■</span>	THDA Faculty
<span style="color: red;">■</span>	All Faculty

Instructor Questions General Instructor Questions		Bridget Roosa											--- Survey Comparisons ---					
		Responses						Individual					THDA			All		
		SD	0	0	0	0	0	SA	N	Mean	Med.	Mode	Std Dev	N	Mean	Pct Rnk	N	Mean
Q23	The instructor clearly defined how assignments would be evaluated.	0	0	0	0	0	4	4	7.0	7	7	0	46	6.1	82	1.9K	6.1	91

Responses: [SD] Strongly Disagree=1 [0] 0=2 [0] 0=3 [0] 0=4 [0] 0=5 [0] 0=6 [SA] Strongly Agree=7  
Pct Rnk: Percentile Rank (100 is best, calculated vs. precise Mean)

Q24 - Please explain or comment on the question above.

Faculty:	Bridget Roosa
Response Rate:	25.00% (1 of 4)
1	Bridget made sure that we knew how we would be evaluated on each assignment.



Instructor Questions General Instructor Questions		Bridget Roosa										--- Survey Comparisons ---					
		Responses					Individual					THDA			All		
		U	P	G	VG	E	N	Mean	Med.	Mode	Std Dev	N	Mean	Pct Rnk	N	Mean	Pct Rnk
Q25	Overall rating of the teaching of the course.	0	0	0	1	3	4	4.8	5	5	.43	46	4.5	50	1.9K	4.3	76

Responses: [U] unsatisfactory=1 [P] poor=2 [G] good=3 [VG] very good=4 [E] excellent=5  
Pct Rnk: Percentile Rank (100 is best, calculated vs. precise Mean)

Q26 - Please explain or comment on the question above.

Faculty:	Bridget Roosa
Response Rate:	25.00% (1 of 4)
1	I have really enjoyed having Bridget as an instructor and I would highly recommend her class to others who have an interest in dance.