



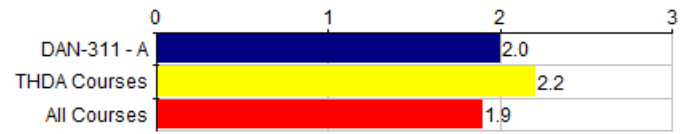
| | | | |
|-----------------------------|---|------------------------------|-------------|
| Course: | DAN-311 A - Advanced Ballet | Department: | THDA |
| Responsible Faculty: | Bridget Roosa | Responses / Expected: | 4 / 8 (50%) |
| Overall Mean: | 6.5 Strong Disagreement to Strong Agree (36 responses) 5.0 unsatisfactory to excellent (8 responses) 2.8 Class year (4 responses) 2.0 Reason for taking course (4 responses) | | |



| Student Demographics Student Year/Course Selection | DAN-311 - A | | | | | | | | | | | | --- Survey Comparisons --- | | | | | |
|---|-------------|---|---|---|-----|---|--------|------|------|------|---------|----|----------------------------|---------|------|------|---------|--|
| | Responses | | | | | | Course | | | | | | THDA | | | All | | |
| | FY | S | J | S | MAT | P | N | Mean | Med. | Mode | Std Dev | N | Mean | Pct Rnk | N | Mean | Pct Rnk | |
| Q1 What is your class year? | 1 | 1 | 0 | 2 | 0 | 0 | 4 | 2.8 | 3 | 4 | 1.30 | 44 | 2.5 | 57 | 1.9K | 2.3 | 66 | |

Responses: [FY] first year=1 [S] sophomore=2 [J] junior=3 [S] senior=4 [MAT] MAT=5 [P] PBPM=6
Pct Rnk: Percentile Rank (100 is best, calculated vs. precise Mean)

| | |
|--|--|
| Q2 - If your class year is other, please specify. | |
| Response Rate: | No participants responded to this question. (0 of 4) |

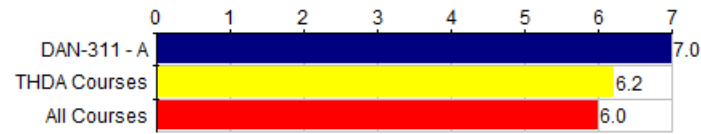


| Student Demographics Student Year/Course Selection | DAN-311 - A | | | | | | | | --- Survey Comparisons --- | | | | | |
|---|-------------|-----|----|--------|------|------|------|---------|----------------------------|------|---------|------|------|---------|
| | Responses | | | Course | | | | | THDA | | | All | | |
| | ADR | AMR | AE | N | Mean | Med. | Mode | Std Dev | N | Mean | Pct Rnk | N | Mean | Pct Rnk |
| Q3 I took this course as: | 1 | 2 | 1 | 4 | 2.0 | 2 | 2 | .71 | 41 | 2.2 | 39 | 1.8K | 1.9 | 47 |

Responses: [ADR] a distributional requirement=1 [AMR] a major/minor requirement=2 [AE] an elective=3
Pct Rnk: Percentile Rank (100 is best, calculated vs. precise Mean)

Q4 - If the reason you took the course is other, please explain.

Response Rate: No participants responded to this question. (0 of 4)



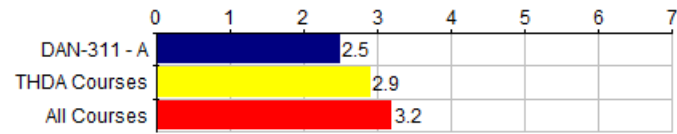
| Graph Legend | |
|---------------------------------------|--------------|
| ■ | DAN-311 - A |
| ■ | THDA Courses |
| ■ | All Courses |

| Course Questions General Questions | DAN-311 - A | | | | | | | | | | | | --- Survey Comparisons --- | | | | | |
|---------------------------------------|---|---|---|---|---|---|----|--------|------|------|------|---------|----------------------------|------|---------|------|------|---------|
| | Responses | | | | | | | Course | | | | | THDA | | | All | | |
| | SD | 0 | 0 | 0 | 0 | 0 | SA | N | Mean | Med. | Mode | Std Dev | N | Mean | Pct Rnk | N | Mean | Pct Rnk |
| Q5 | There were aspects of the course that were especially effective in helping you learn. | | | | | | | | | | | | | | | | | |
| | 0 | 0 | 0 | 0 | 0 | 0 | 4 | 4 | 7.0 | 7 | 7 | 0 | 45 | 6.2 | 75 | 1.9K | 6.0 | 94 |

Responses: [SD] Strongly Disagree=1 [0] 0=2 [0] 0=3 [0] 0=4 [0] 0=5 [0] 0=6 [SA] Strongly Agree=7
Pct Rnk: Percentile Rank (100 is best, calculated vs. precise Mean)

Q6 - Please explain or comment on the question above .

Response Rate: No participants responded to this question. (0 of 4)



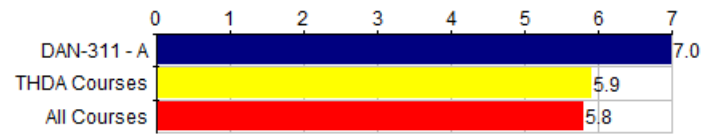
| Graph Legend | |
|---------------------------------------|--------------|
| ■ | DAN-311 - A |
| ■ | THDA Courses |
| ■ | All Courses |

| Course Questions General Questions | DAN-311 - A | | | | | | | | | | | --- Survey Comparisons --- | | | | | | | | | | | | | | | | | |
|---------------------------------------|--|---|---|---|---|---|----|--------|------|------|------|----------------------------|---|------|---------|---|------|---------|---|-----|---|---|------|----|-----|----|------|-----|----|
| | Responses | | | | | | | Course | | | | THDA | | | All | | | | | | | | | | | | | | |
| | SD | 0 | 0 | 0 | 0 | 0 | SA | N | Mean | Med. | Mode | Std Dev | N | Mean | Pct Rnk | N | Mean | Pct Rnk | | | | | | | | | | | |
| Q7 | There were aspects of the course that were not effective in helping you learn. | | | | | | | | | | | 3 | 0 | 0 | 0 | 0 | 0 | 1 | 4 | 2.5 | 1 | 1 | 2.60 | 44 | 2.9 | 39 | 1.9K | 3.2 | 31 |

Responses: [SD] Strongly Disagree=1 [0] 0=2 [0] 0=3 [0] 0=4 [0] 0=5 [0] 0=6 [SA] Strongly Agree=7
Pct Rnk: Percentile Rank (100 is best, calculated vs. precise Mean)

Q8 - Please explain or comment on the question above.

Response Rate: No participants responded to this question. (0 of 4)



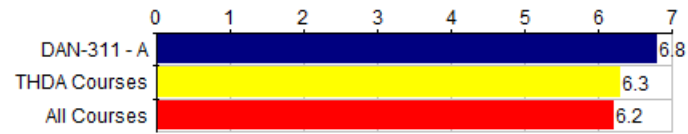
| Graph Legend | |
|---------------------------------------|--------------|
| ■ | DAN-311 - A |
| ■ | THDA Courses |
| ■ | All Courses |

| Course Questions General Questions | DAN-311 - A | | | | | | | | | | | --- Survey Comparisons --- | | | | | | |
|--|-------------|---|---|---|---|---|----|--------|------|------|------|----------------------------|----|------|---------|------|------|---------|
| | Responses | | | | | | | Course | | | | THDA | | | All | | | |
| | SD | 0 | 0 | 0 | 0 | 0 | SA | N | Mean | Med. | Mode | Std Dev | N | Mean | Pct Rnk | N | Mean | Pct Rnk |
| Q9 This course was intellectually challenging. | 0 | 0 | 0 | 0 | 0 | 0 | 4 | 4 | 7.0 | 7 | 7 | 0 | 43 | 5.9 | 86 | 1.9K | 5.8 | 94 |

Responses: [SD] Strongly Disagree=1 [0] 0=2 [0] 0=3 [0] 0=4 [0] 0=5 [0] 0=6 [SA] Strongly Agree=7
Pct Rnk: Percentile Rank (100 is best, calculated vs. precise Mean)

Q10 - Please explain or comment on the question above.

Response Rate: No participants responded to this question. (0 of 4)



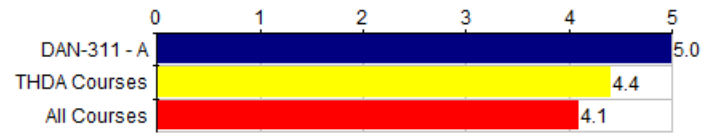
| Graph Legend | |
|---------------------------------------|--------------|
| ■ | DAN-311 - A |
| ■ | THDA Courses |
| ■ | All Courses |

| Course Questions General Questions | DAN-311 - A | | | | | | | | | | | | --- Survey Comparisons --- | | | | | |
|--|-------------|---|---|---|---|---|--------|---|------|------|------|---------|----------------------------|------|---------|------|------|---------|
| | Responses | | | | | | Course | | | | | | THDA | | | All | | |
| | SD | 0 | 0 | 0 | 0 | 0 | SA | N | Mean | Med. | Mode | Std Dev | N | Mean | Pct Rnk | N | Mean | Pct Rnk |
| Q11 I made positive contributions to this course (for example, preparing for class, attending class regularly, participating in class discussions, and listening to others). | 0 | 0 | 0 | 0 | 0 | 1 | 3 | 4 | 6.8 | 7 | 7 | .43 | 45 | 6.3 | 64 | 1.9K | 6.2 | 84 |

Responses: [SD] Strongly Disagree=1 [0] 0=2 [0] 0=3 [0] 0=4 [0] 0=5 [0] 0=6 [SA] Strongly Agree=7
Pct Rnk: Percentile Rank (100 is best, calculated vs. precise Mean)

Q12 - Please explain or comment on the question above.

Response Rate: No participants responded to this question. (0 of 4)



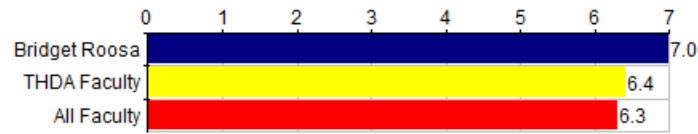
| Graph Legend | |
|---------------------------------------|--------------|
| ■ | DAN-311 - A |
| ■ | THDA Courses |
| ■ | All Courses |

| Course Questions General Questions | DAN-311 - A | | | | | | | | | | | --- Survey Comparisons --- | | | | | |
|---------------------------------------|-------------|---|---|----|---|--------|------|------|------|---------|----|----------------------------|---------|------|------|---------|--|
| | Responses | | | | | Course | | | | | | THDA | | | All | | |
| | U | P | G | VG | E | N | Mean | Med. | Mode | Std Dev | N | Mean | Pct Rnk | N | Mean | Pct Rnk | |
| Q13 Overall rating of the course. | 0 | 0 | 0 | 0 | 4 | 4 | 5.0 | 5 | 5 | 0 | 46 | 4.4 | 82 | 1.9K | 4.1 | 95 | |

Responses: [U] unsatisfactory=1 [P] poor=2 [G] good=3 [VG] very good=4 [E] excellent=5
Pct Rnk: Percentile Rank (100 is best, calculated vs. precise Mean)

Q14 - Please explain or comment on the question above.

Response Rate: No participants responded to this question. (0 of 4)



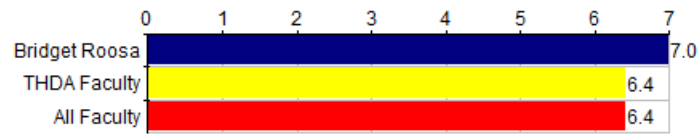
| Graph Legend | |
|---------------------------------------|---------------|
| ■ | Bridget Roosa |
| ■ | THDA Faculty |
| ■ | All Faculty |

| Instructor Questions General Instructor Questions | | Bridget Roosa | | | | | | | | | | | --- Survey Comparisons --- | | | | | |
|--|--|---------------|---|---|---|---|---|------------|-----|------|------|------|----------------------------|-----|------|---------|-----|------|
| | | Responses | | | | | | Individual | | | | | THDA | | | All | | |
| | | SD | 0 | 0 | 0 | 0 | 0 | SA | N | Mean | Med. | Mode | Std Dev | N | Mean | Pct Rnk | N | Mean |
| Q15 | The instructor defined the plan for the course, including what was required of students (for example, stated the plan for the course in the syllabus, in the class). | 0 | 0 | 0 | 0 | 0 | 4 | 4 | 7.0 | 7 | 7 | 0 | 46 | 6.4 | 79 | 1.9K | 6.3 | 90 |

Responses: [SD] Strongly Disagree=1 [0] 0=2 [0] 0=3 [0] 0=4 [0] 0=5 [0] 0=6 [SA] Strongly Agree=7
Pct Rnk: Percentile Rank (100 is best, calculated vs. precise Mean)

Q16 - Please explain or comment on the question above.

| | |
|----------------|--|
| Faculty: | Bridget Roosa |
| Response Rate: | No participants responded to this question. (0 of 4) |



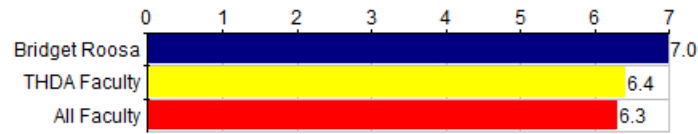
| Graph Legend | |
|---------------------------------------|---------------|
| ■ | Bridget Roosa |
| ■ | THDA Faculty |
| ■ | All Faculty |

| Instructor Questions General Instructor Questions | | Bridget Roosa | | | | | | | | | | | --- Survey Comparisons --- | | | | | |
|--|--|---------------|---|---|---|---|---|------------|-----|------|------|------|----------------------------|-----|------|---------|-----|------|
| | | Responses | | | | | | Individual | | | | | THDA | | | All | | |
| | | SD | 0 | 0 | 0 | 0 | 0 | SA | N | Mean | Med. | Mode | Std Dev | N | Mean | Pct Rnk | N | Mean |
| Q17 | The instructor was available to students outside of class (for example, held office hours, responded to emails and other student efforts to contact the instructor). | 0 | 0 | 0 | 0 | 0 | 4 | 4 | 7.0 | 7 | 7 | 0 | 42 | 6.4 | 71 | 1.9K | 6.4 | 88 |

Responses: [SD] Strongly Disagree=1 [0] 0=2 [0] 0=3 [0] 0=4 [0] 0=5 [0] 0=6 [SA] Strongly Agree=7
Pct Rnk: Percentile Rank (100 is best, calculated vs. precise Mean)

Q18 - Please explain or comment on the question above.

| | |
|----------------|--|
| Faculty: | Bridget Roosa |
| Response Rate: | No participants responded to this question. (0 of 4) |



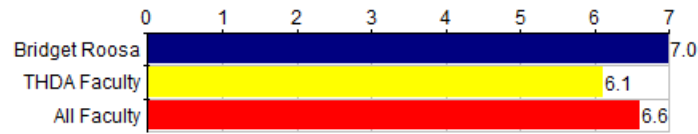
| Graph Legend | |
|---------------------------------------|---------------|
| ■ | Bridget Roosa |
| ■ | THDA Faculty |
| ■ | All Faculty |

| Instructor Questions General Instructor Questions | Bridget Roosa | | | | | | | | | | | --- Survey Comparisons --- | | | | | | |
|--|---------------|---|---|---|---|---|------------|---|------|------|------|----------------------------|----|------|---------|------|------|---------|
| | Responses | | | | | | Individual | | | | | THDA | | | All | | | |
| | SD | 0 | 0 | 0 | 0 | 0 | SA | N | Mean | Med. | Mode | Std Dev | N | Mean | Pct Rnk | N | Mean | Pct Rnk |
| Q19 The instructor clarified material that required further explanation (for example, listened to questions, responded to students). | 0 | 0 | 0 | 0 | 0 | 0 | 4 | 4 | 7.0 | 7 | 7 | 0 | 45 | 6.4 | 71 | 1.9K | 6.3 | 90 |

Responses: [SD] Strongly Disagree=1 [0] 0=2 [0] 0=3 [0] 0=4 [0] 0=5 [0] 0=6 [SA] Strongly Agree=7
Pct Rnk: Percentile Rank (100 is best, calculated vs. precise Mean)

Q20 - Please explain or comment on the question above.

| | |
|----------------|--|
| Faculty: | Bridget Roosa |
| Response Rate: | No participants responded to this question. (0 of 4) |



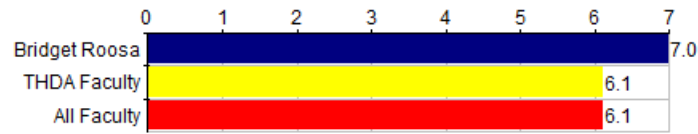
| Graph Legend | |
|---------------------------------------|---------------|
| ■ | Bridget Roosa |
| ■ | THDA Faculty |
| ■ | All Faculty |

| Instructor Questions General Instructor Questions | | Bridget Roosa | | | | | | | | | | | --- Survey Comparisons --- | | | | | |
|--|---|---------------|---|---|---|---|---|----|------------|------|------|------|----------------------------|-----|------|---------|-----|------|
| | | Responses | | | | | | | Individual | | | | THDA | | | All | | |
| | | SD | 0 | 0 | 0 | 0 | 0 | SA | N | Mean | Med. | Mode | Std Dev | N | Mean | Pct Rnk | N | Mean |
| Q21 | The instructor treated students with respect. | 0 | 0 | 0 | 0 | 0 | 4 | 4 | 7.0 | 7 | 7 | 0 | 46 | 6.1 | 75 | 1.9K | 6.6 | 83 |

Responses: [SD] Strongly Disagree=1 [0] 0=2 [0] 0=3 [0] 0=4 [0] 0=5 [0] 0=6 [SA] Strongly Agree=7
Pct Rnk: Percentile Rank (100 is best, calculated vs. precise Mean)

Q22 - Please explain or comment on the question above.

| | |
|----------------|--|
| Faculty: | Bridget Roosa |
| Response Rate: | No participants responded to this question. (0 of 4) |




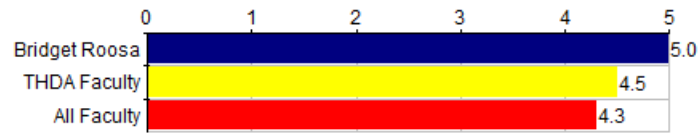
| Graph Legend | |
|---------------------------------------|---------------|
| ■ | Bridget Roosa |
| ■ | THDA Faculty |
| ■ | All Faculty |

| Instructor Questions General Instructor Questions | | Bridget Roosa | | | | | | | | | | | --- Survey Comparisons --- | | | | | |
|--|--|---------------|---|---|---|---|---|------------|-----|------|------|------|----------------------------|-----|------|---------|-----|------|
| | | Responses | | | | | | Individual | | | | | THDA | | | All | | |
| | | SD | 0 | 0 | 0 | 0 | 0 | SA | N | Mean | Med. | Mode | Std Dev | N | Mean | Pct Rnk | N | Mean |
| Q23 | The instructor clearly defined how assignments would be evaluated. | 0 | 0 | 0 | 0 | 0 | 4 | 4 | 7.0 | 7 | 7 | 0 | 46 | 6.1 | 82 | 1.9K | 6.1 | 91 |

Responses: [SD] Strongly Disagree=1 [0] 0=2 [0] 0=3 [0] 0=4 [0] 0=5 [0] 0=6 [SA] Strongly Agree=7
Pct Rnk: Percentile Rank (100 is best, calculated vs. precise Mean)

Q24 - Please explain or comment on the question above.

| | |
|----------------|--|
| Faculty: | Bridget Roosa |
| Response Rate: | No participants responded to this question. (0 of 4) |



| Instructor Questions General Instructor Questions | | Bridget Roosa | | | | | | | | | | --- Survey Comparisons --- | | | | | |
|--|---|---------------|---|---|----|---|------------|------|------|------|---------|----------------------------|------|---------|------|------|---------|
| | | Responses | | | | | Individual | | | | | THDA | | | All | | |
| | | U | P | G | VG | E | N | Mean | Med. | Mode | Std Dev | N | Mean | Pct Rnk | N | Mean | Pct Rnk |
| Q25 | Overall rating of the teaching of the course. | 0 | 0 | 0 | 0 | 4 | 4 | 5.0 | 5 | 5 | 0 | 46 | 4.5 | 79 | 1.9K | 4.3 | 93 |

Responses: [U] unsatisfactory=1 [P] poor=2 [G] good=3 [VG] very good=4 [E] excellent=5
Pct Rnk: Percentile Rank (100 is best, calculated vs. precise Mean)

Q26 - Please explain or comment on the question above.

| | |
|----------------|------------------------------|
| Faculty: | Bridget Roosa |
| Response Rate: | 25.00% (1 of 4) |
| 1 | Wonderful, wonderful class!! |